

Air Louvers List Prices 9/1/2020

CONFIDENTIAL PRICING EFFECTIVE SEPTEMBER 1, 2020



INFORMATION ON THIS PAGE IS A SUMMARY—SEE FULL TERMS & CONDITIONS OF SALE AT WWW.ACTIVARCPG.COM/AIR-LOUVERS.COM

TERMS: Net 30 days in U.S. funds for accounts that are current and in good standing. Any other terms must be prearranged with the seller and agreed to in writing. A service charge of 1.5% per month will be applied to all accounts over 30 days past due. If the account is placed for collection, customer agrees to pay all legal and collection fees. The seller and customer agree that this contract will be governed by the laws of the state of Minnesota.

Prices & Discounts: All prices are FOB one of our factory or warehouse locations, and apply to one order for one destination shipments. All louvers, vision lite frames, door edges and astragals may be combined to qualify for quantity discount. All applicable taxes which may be required to pay or collect under any existing or future law upon or applicable to, the sale, purchase, manufacture, processing, transportation, delivery, use of, consumption of any of the materials covered hereby shall be added to the invoice of the customer unless otherwise specifically indicated or unless we have a resale exemption document on file.

Freight & Delivery: Air Louvers will ship freight-allowed on shipments valued at \$2,500.00 net or more for destinations within the continental US. Standard freight policies are for shipments to a single destination by "Best Way" - via common carrier, to be prepaid and charges added to customer's invoice. An \$8.00 handling charge for all ground shipments will be added to customer's invoice. Delivery is subject to Federal and State laws and regulations. Charges resulting from customer-requested re-consignment or LTL accessorial fees will be billed back to customer. Customers have the option of specifying a carrier or routing, however, when such a carrier or routing is specified, the order will be shipped freight collect or billed to a third party when relevant. Damage to third party or collect shipments are the responsibility of the customer.

Claims: Shortage or errors in shipment must be reported within 48 hours after receipt of goods. It is the responsibility of the customer to inspect and report damaged or lost merchandise to the delivering carrier **at the time of delivery.**

Changes/Cancellations/Additions: Please consult customer service concerning approval for cancellation of existing orders. Special fabrication and orders entered into production are not subject to cancellation. Any changes of purchase orders must be confirmed by fax or Email.

Ordering: Minimum order \$50.00 net.

SHIPPING IN 24-48 HOURS:

We Stock Our Most Popular Items in Multiple U.S. Locations: See [Online Warehouse Stock List](#) for Models & Sizes.

WAREHOUSES:

Renton WA, Doraville GA, Lancaster PA, Bensenville IL, Fort Myers FL, Grand Prairie TX, Fargo ND, Omaha NE, Salt Lake City UT

MANUFACTURING LOCATIONS:

Commerce CA, Bloomington MN.

Returns: No merchandise may be returned for credit without a Returned Goods Authorization. A 50% handling and restocking fee will be assessed for material returned in usable condition. Buyer is responsible for freight costs incurred to return the merchandise. Any product returned freight collect will be rejected. Due to the custom design and specifications for many of our products, certain materials are not subject to return.

Liability: Seller shall be notified promptly of any material claimed to be defective and such material shall be subject to seller's inspection. No back charge for field corrections of any item will be honored unless agreed upon prior to field correction in writing by Sales Manager. The company reserves the right to make changes in design, or to make additions to, or improvements in its products without incurring any obligation to incorporate or install such design changes, additions or improvements in or on products previously manufactured or sold. Information and advice furnished by Air Louvers is without warranty as to correctness thereof for liability of any kind for use of material furnished by seller, whether used singly or in combination with other products and /or materials. Seller assumes no risk or warranty, express or implied, as to the performance of these materials in the preparation or application by buyer. Customer assumes responsibility to verify and determine that color, gloss and quality of materials will meet requirements of buyer (or customer's contract) specifications.

Warranty: All products are warranted to be free of defects in material and workmanship for the period of 5 years from date of shipment. We reserve the right to replace or repair any product found defective within this period. Seller will not be subject to any other or future liability and no claims for labor or for consequential damages will be allowed. In no case will the seller's responsibility exceed the value of the defective material. No statement or recommendation made or assistance given by seller to the customer in connection with the use of any material by the customer shall constitute a waiver by the seller. No other warranty expressed or implied is valid. Manufacturer's warranty, terms and conditions apply in all cases

Prices & Stocked Product Subject to Change Without Notice.

Stocked items and quantities are subject to change according to market needs.

Discount Schedule	
Quantity Per Order	Decimal Factor
1-19 Pieces	
20-99 Pieces	
100-249 Pieces	Contact Customer Service
250 Units & Over	Contact Customer Service

© 2020 Activar Construction Products Group, Inc.

**FOR FASTER RESPONSE USE OUR NEW
QUOTE AND ORDER EMAILS BELOW**

QUOTES@ACTIVARCPG.COM

800-554-6077

Always Download Most Current Data Sheet Before Ordering

WWW.ACTIVARCPG.COM

ORDERS@ACTIVARCPG.COM

1

TABLE OF CONTENTS

Air Louvers List Prices 9/1/2020

GLAZING

ContraShield (CT) CAT II & Fire-rated & Heat Barrier
KeraShield™ FRF (KFRF) CAT II & Fire-rated
KeraShield FRL (KFRL)-CAT II & Fire-rated &
KeraShield FRU (KFRU) CAT II & Fire-rated
Pyran® Platinum F (PPF) CAT II & Fire-rated
PyroGlasShield™ (PYRO) CAT II & Fire-Rated
Tempered Glass (TEMP) CAT II-rated
WireShield™ GLASS (WS) CAT II & Fire-rated
HURR, LAMI, INSU, POLY, BRG, ARM, LG

VELO™ PRIVACY SCREEN Add-on for Vision Lites

PAK™ - VISION LITE PACKAGED W/ GLASS

Kerashield KFRF PAK with VSL Frame
 Kerashield KFRF PAK with VLFEZ Frame
 Pyran PPF PAK with VSL Frame
 Pyran PPF PAK with VLFEZ Frame
 Tempered Glass TEMP PAK with VSL or VLFEZ Frame
 WireShield WS PAK with VSL or VLFEZ Frame
 See Specialty Hurricane and Miniblind PAK's Below

VISION LITES

MULLIONS For Transoms, Sidelites and Vision Lites
PDVSL Slimline Low Profile with Metal Privacy Door
VSIGMB PAK Low Profile Vision Lite with Miniblind
VLF Thrubolt Vision Lite
VLFEZ Ezline Self-Attaching Vision Lite
VLFEZHRC PAK Hurricane-rated Vision Lite with Glazing
VLFEZIG Ezline Self-Attaching for IGU's > 1/4" Glazing
VLFEZIGMB PAK Ezline Self-Attaching with Miniblind
VLFIG Thrubolt Vision Lite for IGU's > 1/4" Glazing
VLFIGHRC PAK Hurricane-rated Vision Lite with Glazing
VLFIGHRCF PAK Fire & Hurricane-rated with Glazing
VLFPVC Thrubolt Vision Lite with Metal Privacy Cover
VLFR Thrubolt Vision Lite Round Shape
VLFS10 10 ga Thrubolt Security Vision Lite
VLFS10SP 10 ga Thrubolt Security Vision Lite with Speaker Port
VLFSG Thrubolt Vision Lite with Security Grille
VSIG Slimline Low Profile for IGU's >1/4" Glazing
VSL Slimline Low Profile Vision Lite
VSLR Slimline Low Profile Round Vision Lite
VWL/WOODLITE Slimline Low Profile Vision Lite with Wood Veneer
VISTAMATIC PAK Vision Lite with Privacy Panel

Page	LOUVERS	Page
Call	600A,600A1,600C,600CORE Inverted "V"	19
4	700A,700TL Inverted, Split "Y"	20
Call	800A, 800A1,800C, 800CORE Inverted "Y"	21
Call	900A,900A1,900C,900CORE Standard "Z"	19
5	900 FPL Standard "Z" with Bird Screen for Exterior Use	19
7	1100A,1100C,1100CORE , Adjustable "Z"	23
6	1200A Fixed & Adjustable "Z"	23
3	1300A,1300A1,1300C,1300CORE Aluminum Inverted "V"	19
Call	1400A,1400C,1400CORE Stormproof Aluminum "Z"	24
	1500A "Y" Blade Louver with Security Grille	25
26	1500AHR Hurricane-rated	25
	1900A Fire-rated w/Fusible Link	22
	1900ASG Fire-rated w/ Fusible Link & Security Grille	22
8		
9	DOOR EDGES & ASTRAGALS	
10	DH4 & DH5 Hinge Edge Guards	27
11	DL, DLM, DLT Metal Door Edges & Astragals	27
13	GLAZING TAPE & SECURITY SCREWS:	
12	GTAPE200B: Black glazing tape 1/16" x 3/8" x 200' - \$44 (list)	
	GTAPE 1/8-75B: Black glazing tape 1/8" x 3/8" x 75' - \$40 (list) (20min. UL10C wood doors with UL Label only)	
	FGS3000S90: Glazing tape 5/64" x 7/16" x 16' - \$ 70 (list) (Tape for WS glass only-over 1296 sq. in exposed glass)	
16		
16	Intumescent Tape for Positive Pressure-listed Doors:	
Call	FGS4590-8: Glazing tape 3/64" x 7/16" x 8' - \$ 18 (list)	
14		
14	Security Torx Screws (list): Single side fasteners \$0.95 each. Thru-bolt fasteners (VLF) \$1.90 each (includes male & female hardware). Torx Bit: \$10.40	
17		
15	MANY WAREHOUSE STOCK LOCATIONS	
Call	Our Best-Selling Products are Stocked in Our Warehouses for 24 or 48 Hour Shipment. Quantities May be Limited. SEE PAGE 28 FOR COMPLETE LIST OF LOCATIONS.	
15		
18		
Call	SEVEN DAY QUICK SHIP:	
16	On certain non-stock items, we offer a seven working day ship program for an additional charge of 15% or \$15.00, whichever is greater. The order must be received by 12 pm Central Time for that day to count as day one AND MARKED "QUICK SHIP". If the order is received after 12 pm Central Time, the following day will be counted as day one.	
16		
16		
16		
16		
16		
16	COLORS:	
15	We offer 10 standard colors at no additional charge. See page 28 for a list.	
14	Call for information and pricing for custom colors and color matching.	
16		
14		
	<i>See website for important information on repainting powder-coat painted products: Search for "field painting" in search bar</i>	
Call		



		Width - Actual Glass Size is Order Size																				
		4"	5"	6"	7"	9"	11"	12"	14"	16"	17"	18"	20"	22"	23"	24"	26"	28"	30"	32"	34"	36"
Height	4"	95	95	95	95	95	95	95	95	95	95	95	95	95	95	95	95	95	95	95	95	
	6"	95	95	95	95	95	95	95	95	95	95	95	95	95	95	95	103	111	119	126	134	142
	9"	95	95	95	95	95	95	95	95	101	107	119	130	136	142	154	166	178	189	201	213	
	11"	95	95	95	95	95	92	95	102	116	123	130	145	159	166	174	188	203	217	231	246	260
	12"	95	95	95	95	95	95	95	111	126	134	142	158	174	182	189	205	221	237	252	268	284
	14"	95	95	95	95	95	102	111	129	147	157	166	184	203	212	221	239	258	276	294	313	331
	16"	95	95	95	95	95	116	126	147	168	179	189	210	231	242	252	273	294	315	336	357	378
	17"	95	95	95	95	101	123	134	157	179	190	201	224	246	257	268	290	313	335	357	380	402
	19"	95	95	95	95	113	138	150	175	200	212	225	250	275	287	300	325	350	374	399	424	449
	21"	95	95	92	97	124	152	166	193	221	235	248	276	304	317	331	359	386	414	441	469	496
	23"	95	95	95	106	136	166	182	212	242	257	272	302	332	337	363	393	423	453	483	514	544
	24"	95	95	95	111	142	174	189	221	252	268	284	315	347	363	378	410	441	473	504	536	567
	26"	95	92	103	120	154	188	205	239	273	290	308	342	376	393	410	444	478	512	546	580	615
	27"	95	95	107	124	160	195	213	248	284	302	319	355	390	408	426	461	496	532	567	603	638
	29"	95	96	115	134	172	210	229	267	305	324	343	381	419	425	457	495	533	571	609	647	685
	31"	95	102	123	144	184	224	245	285	326	346	367	407	448	468	489	529	570	611	651	692	733
	32"	95	105	126	147	189	231	252	294	336	357	378	420	462	483	504	546	588	630	672	714	756
	34"	92	112	134	157	201	246	268	313	357	380	402	447	491	514	536	580	625	670	714	759	803
	35"	95	116	138	157	207	253	276	322	368	391	414	460	506	529	552	597	643	689	735	781	827
	36"	95	119	142	166	213	260	284	331	378	402	426	473	520	544	567	615	662	709	756	803	851
38"	100	125	150	175	225	275	300	350	399	424	449	499	549	574	599	649	699	748	798	848	898	
40"	105	132	158	184	237	289	315	368	420	447	473	525	578	604	630	683	735	788	840	893	945	
42"	111	138	166	193	248	304	331	386	441	469	496	552	607	634	662	717	772	827	882	937	992	
44"	116	145	174	203	260	318	347	405	462	491	520	578	636	664	693	751	809	866	924	982	1040	
46"	121	151	182	212	272	332	363	423	483	514	544	604	664	695	725	785	845	906	966	1027	1087	
48"	126	158	189	221	284	347	378	441	504	536	567	630	693	725	756	819	882	945	1008	1071	1134	
50"	132	165	197	230	296	361	394	460	525	558	591	657	722	755	788	853	919	985	1050	1116	1181	
52"	137	171	205	239	308	376	410	478	546	580	615	683	751	785	819	887	956	1024	1092	1160	1229	
53"	140	174	209	244	313	383	418	487	557	592	626	696	765	800	835	905	974	1044	1113	1183	1252	
54"	142	178	213	248	319	390	426	496	567	603	638	709	780	815	851	922	992	1063	1134	1205	1276	
56"	147	184	221	258	331	405	441	515	588	625	662	735	809	846	882	956	1029	1103	1176	1250	1323	
58"	153	191	229	267	343	419	457	533	609	647	685	762	838	876	914	990	1066	1142	1218	1294	1370	
59"	155	194	233	271	349	426	465	542	620	659	697	775	852	891	929	1007	1084	1162	1239	1317	1394	
60"	158	197	237	276	355	433	473	552	630	670	709	788	866	906	945	1024	1103	1181	1260	1339	1418	
62"	163	204	245	285	367	448	489	570	651	692	733	814	895	936	977	1058	1139	1221	1302	1383	1465	
63"	166	207	248	290	372	455	496	579	662	703	744	827	910	952	992	1075	1158	1240	1323	1406	1488	
64"	168	210	252	294	378	462	504	588	672	714	756	840	924	966	1008	1092	1176	1260	1344	1428	1512	
66"	174	217	260	304	390	477	520	607	693	737	780	866	953	997	1040	1126	1213	1299	1386	1473	1559	
68"	179	224	268	313	402	491	536	625	714	759	803	893	982	1027	1071	1160	1250	1339	1428	1517	1606	
70"	184	230	276	322	414	506	552	643	735	781	827	919	1011	1057	1103	1194	1286	1378	1470	1562	1654	

Incremental Sizes: Use next Largest - We can Custom Cut to Fit any Vision Lite or Sidelite

Size: Minimum 4" x 4" Maximum Sheet Size: 48" x 96"

ORDER SIZE IS WIDTH x HEIGHT

Install in fire-listed and labeled assemblies. We recommend use of glazing compound or glazing tape on both sides of glass, to minimize breakage.

See Page 2 for glazing tape pricing

See WireShield Glass Data Sheet for Maximum Sizes of Exposed Glass

Allowed for Each Type of Application and Hourly Rating Before Ordering

WAREHOUSE STOCK -
[see online list for sizes & locations](#)

Fire-Rating: UL-Labeled

Impact rating: CPSC 16 CFR 1201 CAT I and II .

CAN BE ORDERED COMPLETE WITH VISION LITE & GLAZING AS A "PAK"

QUOTES@ACTIVARCPG.COM

Always Download Most Current Data Sheet Before Ordering

ORDERS@ACTIVARCPG.COM

800-554-6077

WWW.ACTIVARCPG.COM

3

WAREHOUSE STOCK – see online list for sizes

Fire-Rated
Safety-Rated



		Width - Actual Glass Size is Order Size																				
		4"	5"	6"	7"	9"	11"	12"	14"	16"	17"	18"	20"	22"	23"	24"	26"	28"	30"	32"	34"	36"
Height	4"	183	183	183	183	183	183	183	183	183	183	183	183	183	183	183	183	183	183	183	183	190
	6"	183	183	183	183	183	183	183	183	183	183	183	183	183	183	190	206	222	237	253	269	285
	9"	183	183	183	183	183	183	183	183	190	202	214	237	261	273	285	308	332	356	379	403	427
	11"	183	183	183	183	183	172	183	203	232	247	261	290	319	333	348	377	406	435	464	493	522
	12"	183	183	183	183	183	183	190	222	253	269	285	316	348	364	379	411	443	474	506	537	569
	14"	183	183	183	183	183	203	222	258	295	314	332	369	406	424	443	479	516	553	590	627	664
	16"	183	183	183	183	183	232	253	295	337	358	379	422	464	485	506	548	590	632	674	716	758
	17"	183	183	183	183	202	247	269	314	358	381	403	448	493	515	537	582	627	672	716	761	806
	19"	183	183	183	183	225	275	300	350	400	425	450	500	550	575	600	650	700	750	800	850	900
	21"	183	183	172	194	249	304	332	387	443	470	498	553	608	636	664	719	774	829	885	940	995
	23"	183	183	183	212	273	333	364	424	485	515	545	606	666	697	727	787	848	908	969	1029	1090
	24"	183	183	190	222	285	348	379	443	506	537	569	632	695	727	758	822	885	948	1011	1074	1137
	26"	183	172	206	240	308	377	411	479	548	582	616	685	753	787	822	890	958	1027	1095	1164	1232
	27"	183	183	214	249	320	391	427	498	569	604	640	711	782	818	853	924	995	1066	1137	1208	1279
	29"	183	191	229	268	344	420	458	535	611	649	687	764	840	878	916	993	1069	1145	1222	1298	1374
	31"	183	204	245	286	368	449	490	572	653	694	735	816	898	939	979	1061	1143	1224	1306	1387	1469
	32"	183	211	253	295	379	464	506	590	674	716	758	843	927	969	1011	1095	1179	1264	1348	1432	1516
	34"	172	224	269	314	403	493	537	627	716	761	806	895	985	1029	1074	1164	1253	1343	1432	1522	1611
	35"	185	231	277	323	415	507	553	645	737	783	829	922	1014	1060	1106	1198	1290	1382	1474	1566	1658
	36"	190	237	285	332	427	522	569	664	758	806	853	948	1043	1090	1137	1232	1327	1422	1516	1611	1706
	38"	200	250	300	350	450	550	600	700	800	850	900	1000	1100	1150	1200	1300	1400	1500	1600	1700	1800
	40"	211	264	316	369	474	579	632	737	843	895	948	1053	1158	1211	1264	1369	1474	1579	1685	1790	1895
	42"	--	277	332	387	498	608	664	774	885	940	995	1106	1216	1272	1327	1437	1548	1658	1769	1879	1990
	44"	--	290	348	406	522	637	695	811	927	985	1043	1158	1274	1332	1390	1506	1622	1737	1853	1969	2085
46"	--	303	364	424	545	666	727	848	969	1029	1090	1211	1332	1393	1453	1574	1695	1816	1937	2058	2179	
48"	--	316	379	443	569	695	758	885	1011	1074	1137	1264	1390	1453	1516	1643	1769	1895	2022	2148	2274	
50"	--	329	395	461	593	724	790	922	1053	1119	1185	1316	1448	1514	1579	1711	1843	1974	2106	2237	2369	
52"	--	--	411	479	616	753	822	958	1095	1164	1232	1369	1506	1574	1643	1779	1916	2053	2190	2327	2464	
53"	--	--	419	489	628	768	837	977	1116	1186	1256	1395	1535	1604	1674	1814	1953	2093	2232	2372	2511	
54"	--	--	427	498	640	782	853	995	1137	1208	1279	1422	1564	1635	1706	1848	1990	2132	2274	2416	2558	
56"	--	--	443	516	664	811	885	1032	1179	1253	1327	1474	1622	1695	1769	1916	2064	2211	2358	2506	2653	
58"	--	--	458	535	687	840	916	1069	1222	1298	1374	1527	1679	1756	1832	1985	2137	2290	2443	2595	2748	
59"	--	--	466	544	699	854	932	1087	1243	1320	1398	1553	1708	1786	1864	2019	2174	2329	2485	2640	2795	
60"	--	--	474	553	711	869	948	1106	1264	1343	1422	1579	1737	1816	1895	2053	2211	2369	2527	2685	2843	
62"	--	--	--	572	735	898	979	1143	1306	1387	1469	1632	1795	1877	1958	2122	2285	2448	2611	2774	2937	
63"	--	--	--	581	747	912	995	1161	1327	1410	1493	1658	1824	1907	1990	2156	2322	2487	2653	2819	2985	
64"	--	--	--	590	758	927	1011	1179	1348	1432	1516	1685	1853	1937	2022	2190	2358	2527	2695	2864	3032	

Incremental Sizes - Use next Largest. Contact Cust. Service for Larger Sizes - We can Custom Cut to Fit any Vision Lite or Sidelite

Size: Minimum 4" x 4" Maximum Sheet Size: 46" x 96"
(cannot exceed a 1:10 ratio)

WAREHOUSE STOCK -
[see online list for sizes & locations](#)

ORDER SIZE IS WIDTH X HEIGHT

Install in fire-listed and labeled assemblies. We recommend use of glazing compound or glazing tape on both sides of glass, to minimize breakage. See Page 2 for glazing tape pricing.

Fire-Ratings by Application: UL-Labeled
Impact rating: CPSC 16CFR 1201 CAT. I and II

See KFRF Glass Data Sheet for Maximum Sizes of Exposed Glass
Allowed for Each Type of Application & Hourly Rating Before Ordering

CAN BE ORDERED COMPLETE WITH VISION LITE & GLAZING AS A "PAK"



Environmentally Preferred
Purchasing Product (EPP)

Width - Actual Glass Size is Order Size																					
	4"	5"	6"	7"	9"	11"	12"	14"	16"	17"	18"	20"	22"	23"	24"	26"	28"	30"	32"	34"	36"
4"	171	171	171	171	171	171	171	171	171	171	171	171	171	171	171	171	171	171	171	171	177
6"	171	171	171	171	171	171	171	171	171	171	171	171	171	171	177	191	206	221	235	250	265
9"	171	171	171	171	171	171	171	171	177	188	199	221	243	254	265	287	309	331	353	375	397
11"	171	171	171	171	171	160	171	189	216	229	243	270	297	310	324	350	377	404	431	458	485
12"	171	171	171	171	171	171	177	206	235	250	265	294	324	338	353	382	412	441	470	500	529
14"	171	171	171	171	171	189	206	240	275	292	309	343	377	395	412	446	480	514	549	583	617
16"	171	171	171	171	177	216	235	275	314	333	353	392	431	451	470	510	549	588	627	666	705
17"	171	171	171	171	188	229	250	292	333	355	375	417	458	479	500	541	583	625	666	708	749
19"	171	171	171	171	210	256	279	326	372	396	419	465	512	535	558	605	651	698	744	791	837
21"	171	171	160	180	232	283	309	360	412	437	463	514	566	592	617	669	720	771	823	874	926
23"	171	171	171	198	254	310	338	395	451	479	507	563	620	649	676	732	789	845	901	957	1014
24"	171	171	177	206	265	324	353	412	470	500	529	588	647	676	705	764	823	882	940	999	1058
26"	171	160	191	223	287	350	382	446	510	541	573	637	700	732	764	828	891	955	1019	1082	1146
27"	171	171	199	232	298	364	397	463	529	562	595	661	727	760	793	860	926	992	1058	1124	1190
29"	171	178	213	250	320	391	426	497	568	604	639	711	781	817	852	923	994	1065	1136	1207	1278
31"	171	190	228	266	342	418	456	532	607	645	683	759	835	874	911	987	1063	1139	1214	1290	1366
32"	171	196	235	275	353	431	470	549	627	666	705	784	862	901	940	1019	1097	1175	1254	1332	1410
34"	160	209	250	292	375	458	500	583	666	708	749	833	916	957	999	1082	1165	1249	1332	1415	1498
35"	172	215	257	301	386	472	514	600	686	729	771	857	943	986	1028	1114	1200	1285	1371	1457	1542
36"	177	221	265	309	397	485	529	617	705	749	793	882	970	1014	1058	1146	1234	1322	1410	1498	1586
38"	186	233	279	326	419	512	558	651	744	791	837	930	1023	1070	1116	1209	1302	1395	1488	1581	1674
40"	196	245	294	343	441	539	588	686	784	833	882	979	1077	1126	1175	1273	1371	1469	1567	1665	1763
42"	206	257	309	360	463	566	617	720	823	874	926	1028	1131	1183	1234	1337	1440	1542	1645	1748	1851
44"	216	270	324	377	485	593	647	754	862	916	970	1077	1185	1239	1293	1400	1508	1616	1723	1831	1939
46"	226	282	338	395	507	620	676	789	901	957	1014	1126	1239	1295	1351	1464	1577	1689	1802	1914	2027
48"	235	294	353	412	529	647	705	823	940	999	1058	1175	1293	1351	1410	1528	1645	1763	1880	1998	2115
50"	245	306	368	429	551	674	735	857	979	1041	1102	1224	1347	1408	1469	1591	1714	1836	1958	2081	2203
52"	255	319	382	446	573	700	764	891	1019	1082	1146	1273	1400	1464	1528	1655	1782	1909	2037	2164	2291
53"	260	325	390	454	584	714	779	908	1038	1103	1168	1298	1427	1492	1557	1687	1816	1946	2076	2206	2335
54"	265	331	397	463	595	727	793	926	1058	1124	1190	1322	1454	1520	1586	1719	1851	1983	2115	2247	2379
56"	275	343	412	480	617	754	823	960	1097	1165	1234	1371	1508	1577	1645	1782	1919	2056	2193	2330	2467
58"	284	355	426	497	639	781	852	994	1136	1207	1278	1420	1562	1633	1704	1846	1988	2130	2272	2414	2556
59"	289	361	434	506	650	795	867	1011	1156	1228	1300	1444	1589	1661	1733	1878	2022	2166	2311	2455	2600
60"	294	368	441	514	661	808	882	1028	1175	1249	1322	1469	1616	1689	1763	1909	2056	2203	2350	2497	2644
62"	304	380	456	532	683	835	911	1063	1214	1290	1366	1518	1670	1745	1821	1973	2125	2277	2428	2580	2732
63"	309	386	463	540	694	848	926	1080	1234	1311	1388	1542	1696	1774	1851	2005	2159	2313	2467	2622	2776
64"	314	392	470	549	705	862	940	1097	1254	1332	1410	1567	1723	1802	1880	2037	2193	2350	2507	2663	2820

Size: Minimum 2" x 2" Maximum Sheet Size: 43" x 77"
ORDER SIZE IS WIDTH X HEIGHT

WAREHOUSE STOCK -
see online list for sizes & locations

Install in fire-listed and labeled assemblies. We recommend use of glazing compound or glazing tape on both sides of glass, to minimize breakage. See Page 2 for glazing tape pricing.

Fire-Ratings by Application: UL-Labeled.
Impact rating: CPSC 16CFR 1201 CAT. I and II

See Pyran Glass Data Sheet for Maximum Sizes of Exposed Glass
Allowed for Each Type of Application & Hourly Rating Before Ordering

CAN BE ORDERED COMPLETE WITH VISION LITE & GLAZING AS A "PAK"

Width - Actual Glass Size is Order Size																					
	4"	5"	6"	7"	9"	11"	12"	14"	16"	17"	18"	20"	22"	23"	24"	26"	28"	30"	32"	34"	36"
4"	32	32	32	32	32	32	32	32	32	32	32	32	32	32	32	32	32	32	32	32	32
6"	32	32	32	32	32	32	32	32	32	32	32	32	32	32	32	32	32	32	32	32	32
9"	32	32	32	32	32	32	32	32	32	32	32	32	32	32	32	32	32	32	32	34	36
11"	32	32	32	32	32	32	32	32	32	32	32	32	32	32	32	32	35	37	39	42	44
12"	32	32	32	32	32	32	32	32	32	32	32	32	32	32	32	35	38	40	43	46	48
14"	32	32	32	32	32	32	32	32	32	32	32	32	35	36	38	41	44	47	50	53	56
16"	32	32	32	32	32	32	32	32	32	32	32	36	39	41	43	47	50	54	57	61	64
17"	32	32	32	32	32	32	32	32	32	33	34	38	42	44	46	49	53	57	61	65	68
19"	32	32	32	32	32	32	32	32	34	36	38	43	47	49	51	55	59	64	68	72	76
21"	32	32	30	32	32	32	32	33	38	40	42	47	52	54	56	61	66	70	75	80	84
23"	32	32	32	32	32	32	32	36	41	44	46	51	57	57	62	67	72	77	82	87	92
24"	32	32	32	32	32	32	32	38	43	46	48	54	59	62	64	70	75	80	86	91	96
26"	32	30	32	32	32	32	35	41	47	49	52	58	64	67	70	75	81	87	93	98	104
27"	32	32	32	32	32	33	36	42	48	51	54	60	66	69	72	78	84	90	96	102	108
29"	32	32	32	32	32	36	39	45	52	55	58	65	71	72	78	84	90	97	103	110	116
31"	32	32	32	30	32	38	42	49	55	59	62	69	76	77	83	90	97	104	110	117	124
32"	32	32	32	32	32	39	43	50	57	61	64	71	78	82	86	93	100	107	114	121	128
34"	30	32	32	32	34	42	46	53	61	65	68	76	83	87	91	98	106	113	121	129	136
35"	32	32	32	30	35	43	47	55	63	66	70	78	86	87	94	101	109	117	125	132	140
36"	32	32	32	32	36	44	48	56	64	68	72	80	88	92	96	104	112	120	128	136	144
38"	32	32	32	32	38	47	51	59	68	72	76	85	93	97	102	110	118	127	135	144	152
40"	32	32	32	32	40	49	54	63	71	76	80	89	98	102	107	116	125	133	142	151	160
42"	32	32	32	33	42	52	56	66	75	80	84	94	103	107	112	121	131	140	149	159	168
44"	32	32	32	35	44	54	59	69	78	83	88	98	108	113	117	127	137	147	156	166	176
46"	32	32	32	36	46	57	62	72	82	87	92	102	113	118	123	133	143	153	164	174	184
48"	32	32	32	38	48	59	64	75	86	91	96	107	117	123	128	139	149	160	171	181	192
50"	32	32	34	39	50	61	67	78	89	95	100	111	122	128	133	144	156	167	178	189	200
52"	32	32	35	41	52	64	70	81	93	98	104	116	127	133	139	150	162	173	185	196	208
53"	32	32	36	42	53	65	71	83	94	100	106	118	130	136	141	153	165	177	188	200	212
54"	32	32	36	42	54	66	72	84	96	102	108	120	132	138	144	156	168	180	192	204	216
56"	32	32	38	44	56	69	75	87	100	106	112	125	137	143	149	162	174	187	199	211	224
58"	32	33	39	45	58	71	78	90	103	110	116	129	142	148	155	168	180	193	206	219	232
59"	32	33	40	46	59	72	79	92	105	112	118	131	144	146	157	170	183	197	210	223	236
60"	32	34	40	47	60	74	80	94	107	113	120	133	147	153	160	173	187	200	213	226	240
62"	32	35	42	49	62	76	83	97	110	117	124	138	152	158	165	179	193	207	220	234	248
63"	32	35	42	49	63	77	84	98	112	119	126	140	154	156	168	182	196	210	224	238	252
64"	32	36	43	50	64	78	86	100	114	121	128	142	156	164	171	185	199	213	227	242	256
66"	32	37	44	52	66	81	88	103	117	125	132	147	161	169	176	191	205	220	234	249	264
68"	32	38	46	53	68	83	91	106	121	129	136	151	166	174	181	196	211	226	242	257	272
70"	32	39	47	55	70	86	94	109	125	132	140	156	171	179	187	202	218	233	249	264	280
72"	32	40	48	56	72	88	96	112	128	136	144	160	176	184	192	208	224	240	256	272	288

Tempered glass is a heat-strengthened glass and cannot be cut after manufacturing.

Incremental Sizes: Use next Largest - We can Custom Order to Fit any Vision Lite or Sidelite

Size: Minimum 2" x 2", Maximum sheet size 83" x 130"

ORDER SIZE IS WIDTH X HEIGHT

We recommend use of glazing compound or glazing tape on both sides of glass, to minimize breakage. See Page 2 for glazing tape pricing.

See TEMP Product Data Sheets for detailed information

WAREHOUSE STOCK -
see online list for sizes & locations

Fire rating: None

Impact rating: CPSC 16CFR 1201 CAT. I and II



Width - Actual Glass Size is Order Size																				
	5"	6"	7"	9"	11"	12"	14"	16"	17"	18"	20"	22"	23"	24"	26"	28"	30"	32"	34"	36"
4"	152	152	152	152	152	152	152	152	152	152	152	152	152	152	152	152	152	152	152	152
6"	152	152	152	152	152	152	152	152	152	152	152	152	152	152	152	152	152	152	152	152
9"	152	152	152	152	152	152	152	152	152	152	152	152	152	152	152	152	152	152	215	228
11"	152	152	152	152	152	152	152	152	152	152	152	152	152	152	152	217	232	247	263	278
12"	152	152	152	152	152	152	152	152	152	152	152	152	152	152	219	236	253	270	287	303
14"	152	152	152	152	152	152	152	152	152	152	152	217	226	236	256	275	295	315	334	354
16"	152	152	152	152	152	152	152	152	152	152	225	247	259	270	292	315	337	360	382	404
17"	152	152	152	152	152	152	152	152	203	215	239	263	275	287	311	334	358	382	406	430
19"	152	152	152	152	152	152	152	214	227	240	267	294	307	320	347	374	400	427	454	480
21"	152	152	152	152	152	152	207	236	251	266	295	325	339	354	383	413	442	472	501	531
23"	152	152	152	152	152	152	226	259	275	291	323	355	372	388	420	452	484	517	549	581
24"	152	152	152	152	152	152	236	270	287	303	337	371	388	404	438	472	505	539	573	606
26"	152	152	152	152	152	219	256	292	311	329	365	402	420	438	475	511	548	584	621	657
27"	152	152	152	152	209	228	266	303	322	341	379	417	436	455	493	531	569	606	644	682
29"	152	152	152	152	224	245	285	326	346	367	407	448	468	489	529	570	611	651	692	733
31"	152	152	152	152	240	261	305	348	370	392	435	479	501	522	566	609	653	696	740	783
32"	152	152	152	152	247	270	315	360	382	404	449	494	517	539	584	629	674	719	764	808
34"	152	152	152	215	263	287	334	382	406	430	477	525	549	573	621	668	716	764	811	859
35"	152	152	152	221	271	295	344	393	418	442	491	541	565	590	639	688	737	786	835	884
36"	152	152	152	228	278	303	354	404	430	455	505	556	581	606	657	707	758	808	859	909
38"	152	152	152	240	294	320	374	427	454	480	534	587	614	640	693	747	800	853	907	960
40"	152	152	152	253	309	337	393	449	477	505	562	618	646	674	730	786	842	898	954	1010
42"	152	152	207	266	325	354	413	472	501	531	590	649	678	707	766	825	884	943	1002	1061
44"	152	152	217	278	340	371	433	494	525	556	618	679	710	741	803	865	926	988	1050	1111
46"	152	152	226	291	355	388	452	517	549	581	646	710	743	775	839	904	968	1033	1097	1162
48"	152	152	236	303	371	404	472	539	573	606	674	741	775	808	876	943	1010	1078	1145	1212
50"	152	211	246	316	386	421	491	562	597	632	702	772	807	842	912	982	1053	1123	1193	1263
52"	--	219	256	329	402	438	511	584	621	657	730	803	839	876	949	1022	1095	1168	1241	1313
53"	--	224	261	335	409	447	521	595	632	670	744	818	855	893	967	1041	1116	1190	1264	1339
54"	--	228	266	341	417	455	531	606	644	682	758	834	872	909	985	1061	1137	1212	1288	1364
56"	--	236	275	354	433	472	550	629	668	707	786	865	904	943	1022	1100	1179	1257	1336	1414
58"	--	245	285	367	448	489	570	651	692	733	814	895	936	977	1058	1140	1221	1302	1384	1465
59"	--	249	290	373	456	497	580	663	704	745	828	911	952	994	1076	1159	1242	1325	1407	1490
60"	--	253	295	379	463	505	590	674	716	758	842	926	968	1010	1095	1179	1263	1347	1431	1515
62"	--	--	305	392	479	522	609	696	740	783	870	957	1001	1044	1131	1218	1305	1392	1479	1566
63"	--	--	310	398	487	531	619	707	752	796	884	973	1017	1061	1149	1238	1326	1414	1503	1591
64"	--	--	315	404	494	539	629	719	764	808	898	988	1033	1078	1168	1257	1347	1437	1527	1616
66"	--	--	325	417	510	556	649	741	787	834	926	1019	1065	1111	1204	1297	1389	1482	1574	1667
68"	--	--	334	430	525	573	668	764	811	859	954	1050	1097	1145	1241	1336	1431	1527	1622	1717
70"	--	--	344	442	541	590	688	786	835	884	982	1081	1130	1179	1277	1375	1473	1572	1670	1768

PyroGlasShield is a heat-strengthened glass and cannot be cut after manufacturing.

Incremental Sizes: Use next Largest - We can Custom Order to Fit any Vision Lite or Sidelite

Size: Min 4" x 4", Maximum Sheet Size 47-1/2" x 95-1/2"
(cannot exceed a 1:10 ratio)

ORDER SIZE IS WIDTH X HEIGHT

Install in fire-listed and labeled assemblies. We recommend use of glazing compound or glazing tape on both sides of glass to minimize breakage. See Page 2 for glazing tape pricing.

Fire rating: UL Labeled - 20 Minutes

Impact rating: CPSC 15CFR 1201 CAT. I and II

See PYRO product data sheets for Maximum Sizes of Exposed Glass Allowed for Each Type of Application Before Ordering.

KFRF PAK WITH VSL SLIMLINE Vision Lite

Air Louvers List Prices 9/1/2020

Fire & Safety-Rated 1-3/4" Doors

Vision Lite, 20-90 Minute KERASHIELD and Glazing Tape Combination



		Width of Rough Opening - Visible Light is 2" Under this Size																	
		5"	6"	7"	8"	10"	12"	14"	16"	18"	20"	22"	24"	26"	28"	30"	32"	34"	36"
Height of Rough Opening	4"	--	266	266	266	266	266	266	275	278	283	285	287	305	307	311	316	319	322
	6"	266	266	266	266	266	266	275	278	283	285	287	295	307	311	322	336	357	373
	8"	266	266	266	266	266	266	278	283	285	287	305	325	362	384	403	425	446	467
	10"	266	266	266	266	264	266	283	285	305	340	366	394	431	456	483	509	535	562
	12"	266	266	266	266	266	248	285	321	361	392	425	458	498	530	562	593	625	656
	14"	275	273	278	278	283	288	324	372	408	446	484	519	567	604	640	678	722	760
	16"	278	278	283	283	285	321	372	413	457	500	540	583	635	677	720	769	813	857
	18"	283	283	283	285	305	361	408	457	504	551	599	646	703	759	806	855	904	950
	20"	285	285	287	287	340	392	446	500	551	601	657	709	780	832	886	941	992	1045
	22"	287	287	272	297	366	425	484	540	599	657	714	781	848	907	967	1023	1082	1138
	24"	295	289	297	325	394	458	519	583	646	709	781	844	918	983	1044	1108	1169	1233
	26"	307	303	325	362	431	498	567	635	703	780	848	918	988	1055	1124	1190	1259	1354
	27"	307	277	337	375	444	515	587	657	737	807	880	953	1022	1093	1163	1234	1304	1406
	28"	307	307	345	384	456	530	604	677	760	832	907	983	1055	1129	1201	1275	1375	1452
	30"	315	318	365	404	483	562	640	720	808	878	967	1045	1124	1201	1280	1386	1468	1547
	32"	316	336	382	425	509	593	678	769	855	937	1023	1108	1190	1275	1386	1473	1558	1641
	34"	319	357	403	446	535	625	714	813	904	992	1082	1169	1259	1375	1468	1558	1646	1736
	35"	319	368	408	452	551	642	743	837	928	1020	1110	1201	1294	1417	1509	1600	1693	1783
	36"	319	377	416	467	562	656	760	857	950	1045	1134	1245	1354	1452	1542	1641	1736	1829
	38"	339	392	445	489	592	713	820	921	1024	1126	1229	1356	1464	1565	1664	1766	1874	1975
	40"	359	410	462	513	640	744	858	966	1073	1182	1286	1427	1534	1638	1745	1858	1964	2072
	42"	--	424	502	556	665	785	898	1010	1124	1233	1380	1492	1601	1714	1832	1943	2056	--
	44"	--	461	520	576	693	819	937	1056	1170	1294	1439	1554	1672	1795	1912	2030	--	--
	46"	--	476	539	598	722	853	977	1097	1226	1376	1496	1619	1748	1870	1993	--	--	--
48"	--	493	560	622	750	888	1013	1151	1275	1428	1556	1690	1817	1946	2097	--	--	--	
50"	--	512	580	645	788	918	1058	1199	1321	1483	1622	1754	1888	2044	--	--	--	--	
52"	--	--	605	672	815	964	1103	1238	1409	1545	1687	1824	1981	--	--	--	--	--	
54"	--	--	622	692	854	998	1138	1286	1456	1603	1745	1894	2054	--	--	--	--	--	
56"	--	--	653	725	883	1028	1181	1328	1508	1656	1824	1958	2129	--	--	--	--	--	
58"	--	--	674	749	907	1066	1218	1403	1556	1729	1886	2045	--	--	--	--	--	--	
60"	--	--	691	768	940	1097	1260	1446	1624	1786	1950	2107	--	--	--	--	--	--	
62"	--	--	--	795	966	1134	1297	1509	1676	1845	2007	--	--	--	--	--	--	--	
64"	--	--	--	824	997	1166	1355	1555	1730	1897	2070	--	--	--	--	--	--	--	



Incremental Sizes - Use Next Larger Size on Chart

ORDER SIZE IS WIDTH X HEIGHT

Material: 20 ga CRS beveled vision lite, 3/16" filmed, ceramic glass

Finish: Mineral bronze powder coat

Glazing Tape: Applied to both sides of glass - UL10B

See KeraShield Glass and VSL Vision Lite Data Sheet for maximum sizes of exposed glass allowed for each type of application & hourly rating before ordering.

WAREHOUSE STOCK -
see online list for sizes & locations

Fire-Rating: UL-Labeled
Impact rating: CPSC 16 CFR 1201 CAT 1 & 11

Order Format : VSL KFRF PAK Example: VSL 1212W KFRF PAK
Width Height Color

QUOTES@ACTIVARCPG.COM

Always Download Most Current Data Sheet Before Ordering

ORDERS@ACTIVARCPG.COM

WS PAK For Fire & Safety-Rated 1 3/4" Doors

Air Louvers List Prices 9/1/2020

Vision Lite, WireShield Glass & Glazing Tape Combination
VSL SLIMLINE or VLFEZ EZLINE Vision Lite



		Width of Rough Opening - Visible Light is 2" Under this Size																	
		5"	6"	7"	8"	10"	12"	14"	16"	18"	20"	22"	24"	26"	28"	30"	32"	34"	36"
Height of Rough Opening	4"	--	188	188	188	188	188	188	197	200	205	207	209	227	229	233	238	241	244
	6"	188	188	188	188	188	188	197	200	205	207	209	217	229	233	237	246	260	271
	8"	188	188	188	188	188	188	200	205	207	209	219	231	260	274	285	298	311	324
	10"	188	188	188	188	186	188	205	207	216	241	256	273	300	314	330	346	362	379
	12"	188	188	188	188	188	171	207	224	252	270	290	310	337	357	376	394	414	432
	14"	197	195	200	200	205	205	225	258	279	302	325	345	377	399	420	443	472	495
	16"	200	200	205	205	207	224	258	282	308	334	357	381	416	440	466	498	524	551
	18"	205	205	205	204	216	252	279	308	315	362	390	418	455	492	518	547	577	603
	20"	207	207	209	209	241	270	302	334	362	390	424	454	503	533	565	597	626	657
	22"	209	209	192	211	256	290	325	357	390	424	456	499	542	576	612	644	677	709
	24"	217	201	219	231	273	310	345	381	418	454	499	492	582	621	655	692	726	763
	26"	229	225	237	260	300	337	377	416	455	503	542	582	624	661	700	738	777	844
	27"	229	203	246	269	308	348	389	429	479	519	561	604	643	684	723	764	803	875
	28"	229	229	250	274	314	357	399	440	493	533	576	621	661	703	744	786	856	901
	30"	237	215	264	266	330	376	420	466	520	515	612	608	700	744	789	861	910	955
	32"	238	246	274	284	346	394	443	498	547	593	644	656	738	786	861	913	961	1008
	34"	241	260	287	311	362	414	464	524	577	626	677	669	777	856	910	961	1011	1062
	35"	214	269	289	313	372	424	485	540	590	643	693	665	798	881	934	985	1038	1088
	36"	241	249	293	304	379	432	495	551	603	657	705	710	844	901	950	1008	1062	1114
	38"	253	284	316	338	398	476	540	598	657	715	775	859	924	982	1038	1097	1161	1219
	40"	268	296	326	354	435	494	563	624	686	749	808	904	965	1024	1085	1152	1213	1275
42"	275	304	358	388	450	522	587	651	717	779	878	941	1003	1068	1138	1202	1266	1457	
44"	304	336	369	400	467	543	610	679	744	818	912	977	1045	1117	1184	1252	1445	1518	
46"	312	345	382	415	485	564	635	703	780	877	945	1015	1091	1161	1231	1428	1503	1580	
48"	322	356	396	430	503	586	656	740	808	907	980	1059	1132	1205	1302	1483	1563	1636	
50"	333	369	408	445	530	604	686	770	835	940	1021	1097	1173	1272	1456	1540	1616	1698	
52"	350	387	426	463	548	637	716	792	903	979	1062	1139	1237	1424	1510	1589	1674	1757	
54"	358	396	437	475	576	658	736	823	930	1015	1095	1183	1281	1475	1557	1645	1731	1816	
56"	365	405	461	501	594	675	764	846	963	1046	1150	1127	1435	1519	1610	1699	1787	1880	
58"	386	428	474	516	608	700	785	904	990	1097	1188	1280	1476	1569	1661	1752	1848	1939	
60"	397	440	484	527	630	718	812	929	1039	1132	1227	1190	1523	1617	1711	1810	1904	1999	
62"	404	448	502	546	645	742	834	975	1071	1169	1260	1470	1568	1664	1766	1864	1961	2063	
64"	419	465	513	566	666	761	877	1004	1105	1199	1298	1396	1612	1716	1817	1917	2022	2122	
66"	427	474	529	585	682	801	931	1035	1131	1234	1335	1401	1661	1764	1868	1975	2079	2191	
68"	440	489	541	598	720	824	959	1059	1164	1268	1489	1600	1706	1812	1923	2029	2144	2252	
70"	449	499	574	632	740	849	980	1088	1195	1301	1533	1642	1751	1864	1974	2092	2202	2316	
72"	479	531	598	649	762	867	1007	1116	1225	1338	1572	1684	1800	1912	2034	2147	2264	2378	

Incremental Sizes -Use Next Larger Size on Chart



ORDER SIZE IS WIDTH X HEIGHT

Material: 20 ga CRS beveled vision lite, 1/4" filmed, wired glass

Finish: Mineral bronze powder coat

Glazing Tape: Standard 1/16" x 3/8" applied to both sides of glass - UL10B

See WS Glass and Vision Frame Data Sheet for Maximum Sizes of Exposed Fire-Rating: UL-Labeled

Glass Allowed for Each Type of Application & Hourly Rating Before Ordering Impact rating: CPSC 16 CFR 1201 CAT 1 & 11

WAREHOUSE STOCK -
[see online list for sizes & locations](#)

Order Format : VSL WS PAK Example: VSL 1212G WS PAK VLFEZ 2436B WS PAK
Frame Width Height Color



		Width of Rough Opening - Visible Light is 2" Under this Size																	
		5"	6"	7"	8"	10"	12"	14"	16"	18"	20"	22"	24"	26"	28"	30"	32"	34"	36"
Height of Rough Opening	4"	115	115	115	115	115	115	115	124	127	132	134	136	154	156	160	165	168	171
	6"	115	115	115	115	115	115	124	127	132	134	136	144	156	160	164	165	172	175
	8"	115	115	115	115	115	115	127	132	134	136	144	146	164	168	169	172	175	177
	10"	115	115	115	115	113	115	132	134	136	148	150	154	168	169	172	174	178	184
	12"	115	115	115	115	115	112	134	136	148	150	154	158	169	173	179	183	190	194
	14"	124	122	127	127	132	132	134	148	150	154	158	161	176	182	187	194	207	214
	16"	127	127	132	132	134	136	148	150	154	158	162	169	185	190	198	211	218	227
	18"	132	132	132	134	136	148	150	154	158	163	170	177	193	208	214	222	231	235
	20"	134	134	136	136	148	150	154	158	163	167	178	184	210	216	225	234	239	246
	22"	136	136	131	136	150	154	157	162	170	178	184	201	218	226	236	242	249	255
	24"	144	138	146	146	154	158	161	169	177	184	201	199	227	237	243	251	258	266
	26"	156	152	160	164	168	168	176	185	193	210	218	227	238	244	253	259	268	303
	27"	156	152	164	168	169	172	181	189	206	214	224	235	241	250	257	266	274	313
	28"	156	156	164	168	169	173	182	190	209	216	226	237	244	253	260	269	305	317
	30"	164	160	169	170	172	179	187	198	216	217	236	233	253	260	270	306	319	328
	32"	165	165	170	155	174	183	194	211	222	230	242	241	259	269	306	319	329	338
	34"	168	172	175	175	178	190	199	218	231	239	249	258	268	305	319	329	338	348
	35"	161	177	172	172	183	193	212	225	234	244	253	262	273	314	325	334	345	353
	36"	168	179	172	166	184	194	214	227	235	246	251	255	303	317	323	338	348	357
	38"	177	181	186	181	192	225	243	255	268	281	296	334	353	365	375	389	407	419
	40"	186	186	187	187	218	229	250	263	277	292	302	350	362	373	387	405	418	432
	42"	187	187	211	211	222	243	258	272	287	298	346	359	370	384	403	416	430	467
	44"	211	211	213	215	228	251	265	281	292	313	355	366	381	400	414	428	466	482
	46"	213	213	217	220	235	258	274	286	307	349	361	376	396	410	425	463	480	499
48"	217	217	222	227	242	267	279	305	315	355	371	391	406	421	459	477	496	509	
50"	222	222	227	233	258	271	293	316	321	365	385	400	416	455	473	493	506	524	
52"	233	233	237	243	264	291	307	319	368	381	400	414	450	468	488	502	521	538	
54"	235	235	241	247	281	298	311	332	373	393	408	430	462	483	497	516	534	575	
56"	237	237	257	263	288	302	323	337	385	400	436	439	477	491	511	529	547	593	
58"	252	252	263	270	291	313	328	376	392	428	448	470	484	505	524	541	588	606	
60"	257	257	266	272	302	317	338	383	420	440	462	455	498	517	535	558	601	620	
62"	258	260	276	283	306	328	344	410	430	453	468	490	509	528	551	595	614	638	
64"	267	270	279	294	316	333	371	420	443	459	481	495	520	544	564	608	632	652	
66"	269	273	289	304	321	360	409	432	449	471	492	500	535	556	600	625	645	674	
68"	277	283	293	308	347	369	421	438	461	482	501	526	547	568	617	638	667	689	
70"	280	287	318	334	356	381	426	449	470	491	516	537	559	584	629	659	682	708	
72"	304	312	335	343	367	385	437	458	479	505	527	548	574	620	651	673	700	724	

Incremental Sizes - Use Next Larger Size on Chart

NOTE: This is Not a Fire-Rated Product

ORDER SIZE IS WIDTH X HEIGHT

Material: 20 ga CRS beveled vision lite, 1/4" tempered glass

Finish: Mineral bronze powder coat

Glazing Tape: Standard 1/16" x 3/8" applied to both sides of glass

See TEMP Glass and Vision Frame Data Sheet for more information

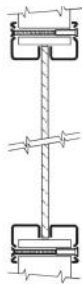
WAREHOUSE STOCK -
[see online list for sizes & locations](#)

Impact rating: CPSC 16 CFR 1201 CAT 1 & 11

Order Format : VSL TEMP PAK Examples: VSL 1212G TEMP PAK VLFEZ 2436B TEMP PAK
 Frame Width Height Color



VSL



VLF



VLFEZ

		Width Rough Opening - See Note At Left																			
		5"	6"	7"	8"	10"	12"	14"	16"	18"	20"	22"	24"	26"	28"	30"	32"	34"	36"		
Height of Rough Opening	4"	60	60	60	60	60	60	60	70	73	78	80	82	91	93	97	102	105	109		
	6"	60	60	60	60	60	60	70	73	78	80	82	91	93	97	101	102	105	109		
	8"	60	60	60	60	60	60	73	78	80	82	91	93	97	101	102	105	109	111		
	10"	60	60	60	60	58	60	78	80	82	91	93	97	101	102	105	109	111	115		
	12"	60	60	60	60	60	46	80	82	91	93	97	101	102	105	109	111	115	117		
	14"	70	68	73	73	78	78	80	91	93	97	101	102	105	109	111	115	117	121		
	16"	73	73	78	78	80	82	91	93	97	101	102	105	109	111	115	117	121	126		
	18"	78	78	78	73	82	91	93	97	87	102	105	109	111	115	117	121	126	128		
	20"	76	80	82	82	91	93	97	101	102	102	109	111	115	117	121	126	128	131		
	22"	82	82	68	82	93	97	101	102	105	109	111	115	117	121	126	128	131	132		
	24"	91	80	93	93	97	101	102	105	109	111	115	87	121	126	128	131	132	135		
	26"	93	89	97	97	101	102	105	109	111	115	117	121	126	128	131	132	135	137		
	27"	93	74	101	101	102	105	109	111	115	117	121	126	128	131	132	135	137	143		
	28"	93	93	101	101	102	105	109	111	115	117	121	126	128	131	132	135	137	143		
	VSL & VLF Models:	30"	101	84	100	83	105	109	111	115	114	107	126	96	131	132	135	137	143	146	
	Exposed Glass is 2" Under This Size	32"	102	102	101	80	109	111	115	117	110	122	128	102	132	135	137	143	146	149	
		34"	105	105	109	109	111	115	117	121	126	128	131	117	135	137	143	146	149	152	
		35"	80	105	105	105	115	117	121	126	128	131	132	104	137	143	146	149	152	153	
		36"	105	80	105	95	115	117	121	126	128	131	128	104	137	143	141	149	152	153	
		38"	115	115	120	115	121	146	149	153	158	163	170	172	183	187	189	195	205	209	
		40"	120	120	121	121	146	149	153	158	163	170	172	183	187	189	195	205	209	215	
		VLF Models:	42"	121	121	146	146	149	153	158	163	170	172	183	187	189	195	205	209	215	244
		Exposed Glass is 1" Under this Size	44"	146	146	149	149	153	158	163	170	172	183	187	189	195	205	209	215	244	251
			46"	149	149	153	153	158	163	170	172	183	187	189	195	205	209	215	244	251	261
48"			153	153	158	158	163	170	172	187	187	189	195	205	209	215	244	251	261	263	
50"			158	158	162	163	170	172	183	196	189	195	205	209	215	244	251	261	263	271	
52"			170	170	172	172	174	189	195	196	205	207	216	219	244	251	261	263	271	278	
54"	172		172	174	174	189	195	196	205	207	216	219	229	251	261	263	271	278	283		
56"	174		174	189	189	195	196	205	207	216	219	244	222	261	263	271	278	283	293		
58"	189		189	195	195	196	205	207	216	219	244	251	261	263	271	278	283	293	300		
60"	195		195	196	196	205	207	216	219	244	251	261	199	271	278	283	293	300	306		
62"	196		196	205	205	207	216	219	244	251	261	263	271	278	283	293	300	306	317		
64"	205	205	207	207	216	219	244	251	261	263	271	232	283	293	300	306	317	323			
66"	207	207	216	216	219	244	251	261	263	271	278	226	293	300	306	317	323	339			
68"	216	216	219	219	244	251	261	263	271	278	283	293	300	306	317	323	339	346			
70"	219	219	244	244	251	261	263	271	278	283	293	300	306	317	323	339	346	357			
72"	244	244	251	251	261	263	271	278	283	293	300	306	317	323	339	346	357	366			

Standard finish is mineral bronze baked-on powder coat. Some stock items also available in gray.

Incremental Sizes: Use next largest size shown on chart Sizes Larger than Above: Contact customer service.

Size: Minimum 3" x 3", Maximum 60" x 104" ORDER SIZE IS WIDTH X HEIGHT

(S) Stainless Steel: #4 Finish: List x 4

(G) Galvanneal Sheet for Exterior Applications: List x 1.2

(E) Zinc Plating: List x 1.2

VWL (Woodlite): Up to 48" x 77" - List x 4. (See website for wood selection)

Fits Glazing: 1/4" or less: WS, TEMP, PYRO, KFRF, PPF

Glazing Tape & Torx Screws: See page 2

Mullions and Round Shape: See Pg 16

Lead Lined: Available for VLFEZ and VLF - Consult Customer Service

WAREHOUSE STOCK -
see online list for sizes & locations

Order Format:

Frame Optional Finish Width Height Color
VSL, VLFEZ, VLF S,G,E

Examples: VSL 1818B

VLFS 2424

VLFEZ 0722W

Air Louvers List Prices 9/1/2020

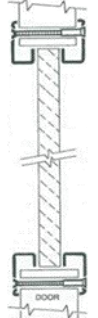
**Vision Lite: VSIG, VLFIG & VLFEZIG
IG Vision Lites for > 5/16" Glazing & Thicker Doors**



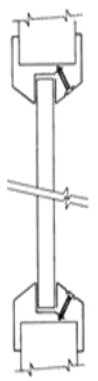
		Width of Rough Opening - Visible Light is 2" Under This Size for VLFEZIG																	
		5"	6"	7"	8"	10"	12"	14"	16"	18"	20"	22"	24"	26"	28"	30"	32"	34"	36"
Height of Rough Opening	4"	91	91	91	91	91	91	91	102	107	114	120	123	133	137	143	153	157	162
	6"	91	91	91	91	91	91	102	107	114	120	123	133	137	143	151	153	157	162
	8"	91	91	91	91	91	91	107	114	120	123	133	137	143	151	153	157	162	163
	10"	91	91	91	91	89	91	114	120	123	133	137	143	151	153	157	162	163	172
	12"	91	91	91	91	91	70	120	123	133	137	143	151	153	157	162	163	172	176
	14"	102	102	107	107	114	120	123	133	137	143	151	153	157	162	163	172	176	180
	16"	107	107	114	114	120	123	133	137	143	151	153	157	162	163	172	176	180	187
	18"	114	114	114	114	123	133	137	143	146	153	157	162	163	172	176	180	187	191
	20"	120	120	123	123	133	137	143	151	153	157	162	163	172	176	180	187	191	195
	22"	123	123	102	123	137	143	151	153	157	162	163	172	176	180	187	191	195	197
	24"	133	133	137	137	143	151	153	157	162	163	172	131	180	187	191	195	197	200
	26"	137	137	143	143	151	153	157	162	163	172	176	180	187	191	195	197	200	204
	27"	137	111	151	151	153	157	162	163	172	176	180	187	191	195	197	200	204	215
	28"	137	137	151	151	153	157	162	163	172	176	180	187	191	195	197	200	204	215
	30"	151	151	147	147	157	162	163	172	176	180	187	144	195	197	200	204	215	217
	32"	153	153	151	121	162	163	172	176	174	187	191	154	197	200	204	215	217	221
	34"	157	157	162	162	163	172	176	180	187	191	195	197	200	204	215	217	221	226
	35"	154	154	157	157	172	176	180	187	191	195	197	194	204	215	217	221	226	228
	36"	154	121	157	157	172	176	180	187	191	195	197	157	204	215	217	221	226	228
	38"	172	172	179	179	180	217	221	228	237	244	252	254	273	280	283	291	306	314
	40"	179	179	180	180	217	221	228	237	244	252	254	273	280	283	291	306	314	318
	42"	180	180	217	217	221	228	237	244	252	254	273	280	283	291	306	314	318	366
	44"	217	217	221	221	228	237	244	252	254	273	280	283	291	306	314	318	366	376
	46"	221	221	228	228	237	244	252	254	273	280	283	291	306	314	318	366	376	389
48"	228	228	237	237	244	252	254	280	280	283	291	306	314	318	366	376	389	394	
50"	237	237	243	244	252	254	273	293	283	291	306	314	318	366	376	389	394	405	
52"	252	252	254	254	260	283	291	293	306	311	321	326	366	376	389	394	405	415	
54"	254	254	260	260	283	291	293	306	311	321	326	353	376	389	394	405	415	424	
56"	260	260	283	283	291	293	306	311	321	326	366	369	389	394	405	415	424	437	
58"	283	283	291	291	293	306	311	321	326	366	376	389	394	405	415	424	437	449	
60"	291	291	293	293	306	311	321	326	366	376	389	299	405	415	424	437	449	458	
62"	293	293	306	306	311	321	326	366	376	389	394	405	415	424	437	449	458	474	
64"	306	306	311	311	321	326	366	376	389	394	405	385	424	437	449	458	474	485	
66"	311	311	321	321	326	366	376	389	394	405	415	405	437	449	458	474	485	506	
68"	321	321	326	326	366	376	389	394	405	415	424	437	449	458	474	485	506	521	
70"	326	326	366	366	376	389	394	405	415	424	437	449	458	474	485	506	521	535	
72"	366	366	376	376	389	394	405	415	424	437	449	458	474	485	506	521	535	549	



VSIG



VLFIG



VLFEZIG

Standard finish is mineral bronze baked-on powder coat

Incremental Sizes: Use next largest size shown on chart Sizes Larger than Above: Contact customer service

Size: Minimum 3" x 3", Maximum 60" x 104"

ORDER SIZE IS WIDTH X HEIGHT

(S) Stainless Steel: #4 Finish: List x 4

(G) Galvanneal Sheet for Exterior Applications: List x 1.2

(E) Zinc Plating: List x 1.2

Glazing Tape & Torx Screws: See page 2

Mullions: See Pg 16

Lead Lined: Available for VLFEZIG and VLFIG Consult Customer Service & View More Information Online

WAREHOUSE STOCK -
see online list for sizes & locations

If Glazing is being provided by a supplier other than Air Louvers, coordinate with the supplier to ensure compatibility with IG Kits.

Order Format: _____ Examples: VSIG 1818B VLFIGS 2424 VLFEZIG 0722

Frame Optional Finish Width Height Color

VSIG, VLFEZIG or VLFIG S,G,E

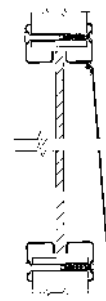
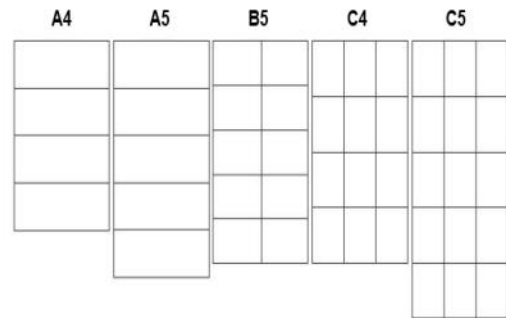
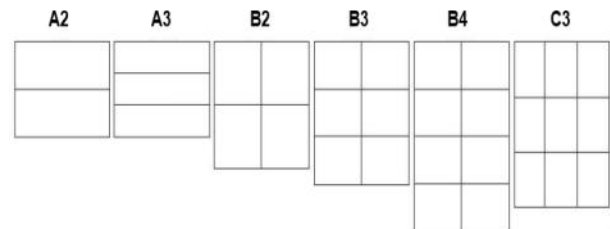
Round Vision Lites: VLFR, VSLR
Security Vision Lites: VLFS10, VLFSG
Specialty: VLFPVC, PDVSL
Mullions: Vision Lites, Transoms, Sidelites

Air Louvers List Prices 9/1/2020

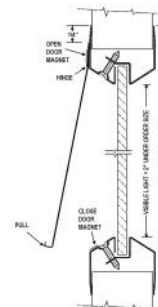
Round Vision Lites Glazing Choices					
Round Vision Lites		Wire Shield Glazing: Add	Tempered Glass: Add	KeraShield Glass: Add	PyroGlasShield Glazing: Add
VLFR12	259	POA	145	558	POA
VLFR18	604	POA	200	822	531
VLFR24	662	POA	338	1457	933
VSLR12	259	POA	145	558	POA
VSLR18	604	POA	200	822	531
Tape not included if glazing is ordered.					
Security & Specialty Vision Lites					
VLFS10	10 ga Steel Frame Security Vision Lite				List Price on VLF x 6
VLFS10SP	10 ga Steel Frame Security Vision Lite with Speaker Port				Priced on Application
VLFSG	Vision Lite with Security Grille				List Price on VLF x 5
VLFPVC (max 24 x 36)	Vision Lite with Metal Privacy Cover Not Rated (see dwg below)				List Price on VLF x 3
PDVSL (max 12 x 35)	Vision Lite with Metal Privacy Cover Not Rated (see dwg below)				List Price on VSL x 3
See Pages 17 & 18 for Hurricane-Rated Vision Lite Models					



Framed Mullions							
Transoms & Sidelites - 1 Side			Vision Frames with Welded-on Mullions 2 Sides				
# Mullions	Model	Add to Lite Price	# Mullions	VSL Model	VLF Model	VLFEZ Model	Add to Lite Price
1	FRMA2	139	1	VSLA2	VLFA2	VLFEZA2	151
2	FRMA3	205	2	VSLA3	VLFA3	VLFEZA3	301
2	FRMB2	205	2	VSLB2	VLFB2	VLFEZB2	301
3	FRMB3	274	3	VSLB3	VLFB3	VLFEZB3	451
4	FRMB4	459	4	VSLB4	VLFB4	VLFEZB4	599
4	FRMC3	459	4	VSLC3	VLFC3	VLFEZC3	599
3	FRMA4	274	3	VSLA4	VLFA4	VLFEZA4	451
4	FRMA5	340	4	VSLA5	VLFA5	VLFEZA5	599
5	FRMB5	510	5	VSLB5	VLFB5	VLFEZB5	750
5	FRMC4	577	5	VSLC4	VLFC4	VLFEZC4	750
6	FRMC5	629	6	VSLC5	VLFC5	VLFEZC5	898
Mullions are Constructed of 3/4" x 3/4" Steel Tubes			Mullions are Constructed of 1" W x 5/8" Formed Steel				
Use VSL Price as a Base and Add Above Price. Sizes that Exceed 8 sq. ft. Priced on Application.			Add Above Price to the Price of the Vision Frame To Which the Mullions will be Added Sizes that Exceed 8 sq. ft. Priced on Application. Mullions Also Available for VSIG, VLFIG & VLFEZIG Frames				



VLFPVC



PDVSL

(S) Stainless Steel: #4 Finish: List x 4: Not all Models Above Available in Stainless

(G) Galvanneal Sheet for Exterior Applications: List x 1.2

(E) Zinc Plating: List x 1.2

Other Options: 1/2" x 1/2" , 1/2" x 3/4" or Other Size Mullions for Vision Lites - Contact Customer Service Glazing Tape & Torx Screws: See page 2

ORDER SIZE IS WIDTH X HEIGHT

QUOTES@ACTIVARCPG.COM

16

Always Download Most Current Data Sheet Before Ordering

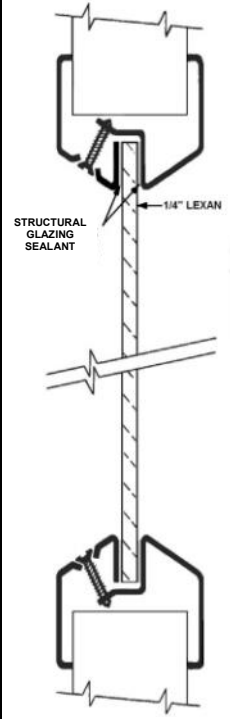
WWW.ACTIVARCPG.COM

ORDERS@ACTIVARCPG.COM

800-554-6077



		Width of Rough Opening - Visible Light is 2" Under This Size									
		6"	8"	10"	12"	14"	16"	18"	20"	22"	23 5/8"
H e i g h t O f R o u g h O p e n i n g	4"	232	232	232	232	238	238	241	248	252	258
	6"	232	232	232	232	238	241	248	252	258	261
	8"	232	232	232	232	241	248	252	258	261	297
	10"	232	232	232	232	248	252	258	261	297	301
	12"	232	232	232	232	252	258	261	297	301	307
	14"	238	241	248	252	258	261	297	301	307	310
	16"	241	248	252	258	261	297	301	307	310	367
	18"	248	252	258	261	297	301	307	310	367	402
	20"	252	258	261	297	301	307	310	367	402	434
	22"	258	261	297	301	307	310	367	402	434	466
	24"	261	297	301	307	310	367	402	434	466	501
	26"	297	301	307	310	367	402	434	466	501	535
	28"	301	307	310	367	402	434	466	501	535	571
	30"	307	310	367	402	434	466	501	535	571	606
	32"	310	367	402	434	466	501	535	571	606	639
	34"	367	402	433	466	501	533	571	606	639	673
	36"	377	409	444	480	519	554	591	626	661	695
	38"	383	422	460	515	554	592	631	671	710	745
	40"	392	432	486	529	568	611	651	693	732	785
	42"	403	459	501	543	585	630	672	713	766	806
44"	424	471	515	559	602	649	691	744	789	830	
46"	433	481	527	572	619	662	720	766	808	854	
48"	443	496	540	588	636	693	737	787	832	1068	
50"	453	502	554	599	660	711	757	806	1047	1096	
52"	466	518	568	630	679	731	787	1020	1077	1125	
54"	476	527	592	641	694	753	991	1047	1098	1153	
56"	481	549	599	658	715	951	1010	1065	1124	1180	
58"	502	559	613	673	915	974	1030	1090	1147	1208	
60"	507	565	630	872	932	994	1055	1115	1174	1232	
61 3/8"	519	583	826	888	948	1010	1077	1138	1197	1259	
Incremental Sizes: Use next largest size shown on chart											
Standard finish is mineral bronze baked-on powder coat											



Size: Minimum 3" x 3", Maximum 23-5/8" X 61 3/8"

WAREHOUSE STOCK -
see online list for sizes & locations

GLAZING INCLUDED - 1/4" Polycarbonate

Approved for Use in Hurricane Zones
Florida Building Code # FL13187

Severe Windstorm Approved
Tested in Accordance with
ASTM E330, E1886, E1996
TAS 203, 201, 202



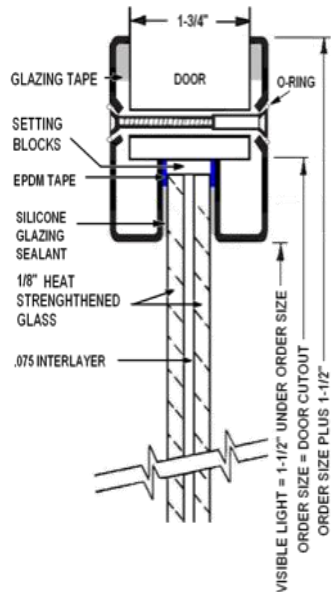
**See Also - Fire-Rated and Hurricane-Rated Vision Lite PAK—VLFIGHRCF PAK
That Meets the Requirements of Florida Building Code- See Website for Details**

Order Format : VLFEZHRC PAK Example: VLFEZHRC 1212S PAK
 Width Height Color

VFIGHRC PAK
Hurricane-Rated
Vision Lite with Glazing



Air Louvers List Prices 9/1/2020



Width of Rough Opening - Visible Light is 1-1/2" Under This Size

	5"	6"	7"	8"	10"	12"	14"	16"	18"	20"	22"	24"	26"	28"	30"
4"	216	220	225	230	240	250	258	284	299	319	335	351	373	390	407
6"	229	235	241	250	263	277	308	329	352	373	393	420	442	462	486
8"	240	250	258	268	287	307	348	376	400	428	459	484	510	539	561
10"	251	263	275	287	308	334	391	419	451	488	518	548	581	608	639
12"	263	277	291	307	334	358	431	465	506	542	575	614	645	681	718
14"	291	308	331	348	391	431	470	517	556	595	639	674	712	752	790
16"	310	329	357	376	419	465	517	561	605	653	692	739	783	823	872
18"	331	352	373	395	451	506	556	605	650	703	751	801	846	900	950
20"	350	373	401	428	488	542	595	653	703	758	810	862	918	973	1027
22"	369	393	419	447	518	575	639	692	751	810	865	927	986	1044	1107
24"	392	420	456	484	548	614	674	739	801	862	927	981	1055	1120	1180
26"	411	442	479	510	581	645	712	783	846	918	986	1055	1126	1190	1258
28"	421	456	506	539	608	681	752	823	900	973	1044	1120	1190	1264	1332
30"	451	486	519	554	639	718	790	872	950	1027	1107	1168	1258	1332	1408
32"	467	503	539	575	668	748	833	916	989	1083	1162	1231	1325	1402	1486
34"	484	524	571	612	696	786	873	958	1052	1134	1221	1305	1389	1476	1569
36"	492	534	581	623	729	821	912	1008	1096	1188	1277	1354	1457	1554	1642
38"	527	572	628	672	765	904	999	1100	1199	1304	1402	1497	1613	1712	1806
40"	550	595	647	696	837	940	1043	1148	1256	1361	1458	1579	1683	1782	1886
42"	564	614	711	763	867	976	1086	1198	1308	1411	1536	1644	1749	1857	1982
44"	624	678	734	787	902	1015	1133	1246	1352	1484	1598	1704	1820	1947	2061
46"	643	699	762	816	934	1057	1175	1287	1422	1541	1654	1773	1904	2023	2139
48"	664	722	787	844	972	1095	1213	1362	1476	1592	1716	1852	1974	2095	2275
50"	685	745	814	876	1003	1126	1271	1415	1521	1651	1790	1918	2044	2228	2359
52"	721	783	846	910	1038	1194	1327	1453	1595	1722	1862	1994	2169	2305	2449
54"	736	800	869	934	1095	1231	1364	1510	1641	1786	1924	2085	2244	2391	2527
56"	754	821	918	986	1127	1264	1415	1552	1701	1842	2028	2153	2325	2463	2611
58"	799	866	945	1014	1155	1310	1452	1607	1753	1943	2093	2250	2395	2543	2698
60.5"	820	891	965	1036	1197	1344	1501	1654	1849	2004	2164	2286	2468	2628	2779

Standard finish is mineral bronze baked-on powder coat

Incremental Sizes: Use next largest size shown on chart **Maximum Size** 30" x 60.5"

Price Above Includes Vision Frame and Reinforced Glazing with Approved Caulking
This Price Chart is for Hurricane-Rated Vision Frames Only
Contact Customer Service for Pricing on Fire and Hurricane-Rated Vision Lites

Size: Minimum 3" x 3", Maximum 30" x 60-1/2"
Torx Screws: See page 2

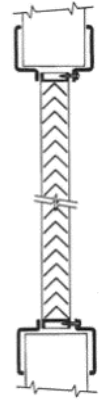
GLAZING INCLUDED -2 Lites of Hurricane-Rated, Heat Strengthened Glass

Severe Windstorm Approved
Tested in Accordance with
ASTM E330, ASTM E1886, ASTM E1996
Impact (ft lb) 350
Missile Level D Structural (PSF) +/- 70

**See Also - Fire-Rated and Hurricane-Rated Vision Lite PAK—VFIGHRCF PAK
That Meets the Requirements of Florida Building Code- See Website for Details**

Order Format: VFIGHRC PAK Example: VFIGHRC 1212B PAK
 Width Height Color

Height of Rough Opening	Width of Rough Opening															
	6"	8"	10"	12"	14"	16"	18"	20"	22"	24"	26"	28"	30"	32"	34"	36"
4"	100	110	115	120	123	133	141	144	146	160	161	178	183	195	202	214
6"	110	115	120	123	133	141	144	146	160	161	178	183	195	202	214	232
8"	115	120	123	133	141	144	146	160	161	178	183	195	202	214	232	242
10"	120	123	133	141	144	146	160	161	178	183	195	202	214	232	242	265
12"	123	133	141	144	146	160	161	178	183	195	202	214	232	242	265	296
14"	133	141	144	146	160	161	178	183	195	202	214	232	242	265	296	298
16"	141	144	146	160	161	178	183	195	202	214	232	242	265	296	298	337
18"	144	146	160	161	178	183	195	202	214	232	242	265	296	298	337	358
20"	146	160	161	178	183	195	202	214	232	242	265	296	298	337	358	380
22"	160	161	178	183	195	202	214	232	242	265	296	298	337	358	380	399
24"	161	178	183	195	202	214	232	242	265	296	298	337	358	380	399	436
26"	178	183	195	202	214	232	242	265	296	298	337	358	380	399	436	460
28"	183	195	202	214	232	242	265	296	298	337	358	380	399	436	460	491
30"	195	202	214	232	242	265	296	298	337	358	380	399	436	460	491	517
32"	202	214	232	242	265	296	298	337	358	380	399	436	460	491	517	545
34"	214	232	242	265	296	298	337	358	380	399	436	460	491	517	545	580
36"	232	242	265	296	298	337	358	380	399	436	460	491	517	545	580	609
38"	242	265	296	298	337	358	380	399	436	460	491	517	545	580	609	635
40"	265	296	298	337	358	380	399	436	460	491	517	545	580	609	635	658
42"	296	298	337	358	380	399	436	460	491	517	545	580	609	635	658	676
44"	298	337	358	380	399	436	460	491	517	545	580	609	635	658	676	700
46"	337	358	380	399	436	460	491	517	545	580	609	635	658	676	700	721
48"	358	380	399	436	460	491	517	545	580	609	635	658	676	700	721	739
50"	380	399	436	460	491	517	545	580	609	635	658	676	700	721	739	760
52"	399	436	460	491	517	545	580	609	635	658	676	700	721	739	760	787
54"	436	460	491	517	545	580	609	635	658	676	700	721	739	760	787	805
56"	460	491	517	545	580	609	635	658	676	700	721	739	760	787	805	825
58"	491	517	545	580	609	635	658	676	700	721	739	760	787	805	825	844
60"	517	545	580	609	635	658	676	700	721	739	760	787	805	825	844	862
62"	545	580	609	635	658	676	700	721	739	760	787	805	825	844	862	985
64"	580	609	635	658	676	700	721	739	760	787	805	825	844	862	985	1019
66"	609	635	658	676	700	721	739	760	787	805	825	844	862	985	1019	1074
68"	635	658	676	700	721	739	760	787	805	825	844	862	985	1019	1074	1125
70"	658	676	700	721	739	760	787	805	825	844	862	985	1019	1074	1125	1255
72"	676	700	721	739	760	787	805	825	844	862	985	1019	1074	1125	1255	1343



1300A1 & 600A1



900A1

Incremental Sizes: Use next largest size shown on chart **Larger Sizes:** Contact Customer Service
Standard finish is mineral bronze baked-on powder coat except for Model 1300 which is silver

600 SERIES Min 6 x 4, Max 24 x 80 - Multiple sections can be combined

- Heavy Gauge -16ga. CRS: List x 1.5. "-16GA"(n/a 1300 Series)
- (S) Stainless Steel #4 Finish: List x 4. (n/a 1300 & 900FPL Series)
- (J) Galvanneal Sheet for Exterior Applications: List x 1.2 (n/a 1300 Series)
- (E) Zinc Plating: List x 1.2 (n/a 1300)
- Torx Screws: See page 2

Screens List Price (Framed Standard): (\$20.00 minimum order each) Bird:15.00/sq. ft
Insect: Fiberglass 12.50/sq. ft, Aluminum 15.00/sq. ft, Bronze 20.00/sq. ft, Stainless 21.25/sq. ft.

Order Format:

Model	Mounting	Optional	Width	Height	Color	Optional Ga.
900, 600	A1, Core	Finish				16GA
1300	C, A	S, J, E				

Examples: 900A 1818B 600CJ 2424G 900FPL 3660G

900 SERIES LOUVER - LIST X 1.1

Min 6 x 4, Max 48 x 80 - Multiple sections can be combined.

1300 SERIES LOUVER- LIST X 2

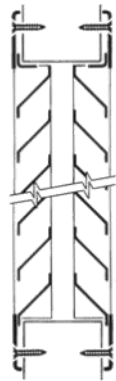
Aluminum: Standard finish is silver, 16 ga, S and J Options n/a
Min 6 x 4, Max 24 x 80 - Multiple sections can be combined.

900FPL: 16 ga galvanized with gray powder coat finish. Includes Bird screen.

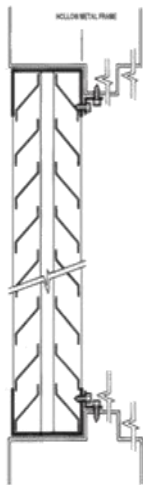
Min 10 x 10, Max 36 x 84. Multiple sections can be combined.

Size	Price	Size	Price	Size	Price
12 x 12	467	20 x 64	1119	36 x 60	1345
12 x 18	533	20 x 80	1311	36 x 64	1409
18 x 12	489	24 x 24	676	36 x 72	1539
15 x 80	1228	24 x 60	1159	36 x 76	1602
18 x 60	1045	*24 x 64	1212	36 x 84	1731
18 x 64	1089	24 x 72	1352		
18 x 72	1183	24 x 80	1424		

See Stock List for 900FPL



700



700TL

Height of Rough Opening	Width of Rough Opening															
	6"	8"	10"	12"	14"	16"	18"	20"	22"	24"	26"	28"	30"	32"	34"	36"
4"	74	76	80	84	92	94	103	105	109	114	120	128	137	141	155	166
6"	76	80	84	92	94	103	105	109	114	120	128	137	141	155	166	174
8"	80	84	92	94	103	105	109	114	120	128	137	141	155	166	174	186
10"	84	92	94	103	105	109	114	120	128	137	141	155	166	174	186	200
12"	92	94	103	99	109	114	111	128	137	133	155	166	174	186	200	220
14"	94	103	105	109	114	120	128	137	141	155	166	174	186	200	220	232
16"	103	105	109	114	120	128	137	141	155	166	174	186	200	220	232	239
18"	105	109	114	120	128	137	133	155	166	174	186	200	220	232	239	245
20"	109	114	120	128	137	141	155	166	174	186	200	220	232	239	245	266
22"	114	120	128	137	141	155	166	174	186	200	220	232	239	245	266	287
24"	120	128	137	141	155	166	174	186	200	208	232	239	245	266	287	307
26"	128	137	141	155	166	174	186	200	220	232	239	245	266	287	307	336
28"	137	141	155	166	174	186	200	220	232	239	245	266	287	307	336	348
30"	141	155	166	174	186	200	220	232	239	245	266	287	307	336	348	369
32"	155	166	174	186	200	220	232	239	245	266	287	307	336	348	369	393
34"	166	174	186	200	220	232	239	245	266	287	307	336	348	369	393	410
36"	174	186	200	220	232	239	245	266	287	307	336	348	369	393	410	437
38"	186	200	220	232	239	245	266	287	307	336	348	369	393	410	437	453
40"	200	220	232	239	245	266	287	307	336	348	369	393	410	437	453	477
42"	220	232	239	245	266	287	307	336	348	369	393	410	437	453	477	483
44"	232	239	245	266	287	307	336	348	369	393	410	437	453	477	483	505
46"	239	245	266	287	307	336	348	369	393	410	437	453	477	483	505	515
48"	245	266	287	307	336	348	369	393	410	437	453	477	483	505	515	530
50"	266	287	307	336	348	369	393	410	437	453	477	483	505	515	530	578
52"	287	307	336	348	369	393	410	437	453	477	483	505	515	530	549	578
54"	307	336	348	369	393	410	437	453	477	483	505	515	530	549	578	651
56"	336	348	369	393	410	437	453	477	483	505	515	530	549	578	651	685
58"	348	369	393	410	437	453	477	483	505	515	530	549	578	651	685	721
60"	369	393	410	437	453	477	483	505	515	530	549	578	651	685	721	757
62"	393	410	437	453	477	483	505	515	530	549	578	651	685	721	757	792
64"	410	437	453	477	483	505	515	530	549	578	651	685	721	757	792	828
66"	437	453	477	483	505	515	530	549	578	651	685	721	757	792	828	863
68"	453	477	483	505	515	530	549	578	651	685	721	757	792	828	863	900
70"	477	483	505	515	530	549	578	651	685	721	757	792	828	863	900	933
72"	483	505	515	535	551	578	651	685	721	757	792	828	863	900	933	969

Incremental Sizes: Use next largest size shown on chart Larger Sizes: Contact Customer Service

Standard finish is mineral bronze baked-on powder coat

700A - Min 6" x 4", Max 48" x 80"

Multiple sections can be combined for larger sizes.

Heavy Gauge -16ga. CRS: List x 1.5. "-16GA"

(S) Stainless Steel: #4 Finish: List x 4

(J) Galvanneal Sheet for Exterior Applications: List x 1.2

(E) Zinc Plating: List x 1.2

Torx Screws: See page 2

Order Format:

Model	Optional	Width	Height	Color	Optional Ga	Examples: 700A 1818B
700, 700TL	Finish				16GA	700TL 3624G
	S, J, E					

WAREHOUSE STOCK - see online list for sizes & locations

700TL: LIST X 1.5


Min 10" x 10", Max 36" x 36". Multiple sections can be combined for larger sizes, standard finish is gray powder coat

Screens List Price: (\$20.00 minimum order ea)

700A Series - Unframed Standard	
Fiberglass-Insect	10.00/sq. ft.
Aluminum-Insect	12.50/sq. ft.
Bronze-Insect	17.50/sq. ft.
Stainless-Insect	18.75/sq. ft.
Galvanized-Bird	12.50/sq. ft.

		Width of Rough Opening															
		6"	8"	10"	12"	14"	16"	18"	20"	22"	24"	26"	28"	30"	32"	34"	36"
Height of Opening	4"	78	79	82	84	88	94	99	102	109	110	126	131	137	144	149	154
	6"	79	82	84	88	94	99	102	109	110	126	131	137	144	149	154	159
	8"	82	84	88	94	99	102	109	110	126	131	137	144	149	154	159	180
	10"	84	88	89	99	102	109	110	126	131	137	144	149	154	159	180	194
	12"	88	94	99	84	109	110	101	131	137	119	149	154	159	180	194	204
	14"	94	99	102	109	110	126	131	137	144	149	154	159	180	194	204	205
	16"	99	102	109	110	126	131	137	144	149	154	159	180	194	204	205	213
	18"	102	109	110	122	131	137	119	149	154	130	180	194	204	205	213	257
	20"	109	110	126	131	137	144	149	154	159	180	194	204	205	213	257	281
	22"	110	126	131	137	144	149	154	159	180	194	204	205	213	257	281	297
	24"	126	131	137	144	149	154	136	180	194	166	205	213	257	281	297	332
	26"	131	137	144	149	154	159	180	194	204	205	213	257	281	297	332	347
	28"	137	144	149	154	159	180	194	204	205	213	257	281	297	332	347	369
	30"	144	149	154	159	180	194	204	205	213	257	281	297	332	347	369	387
	32"	149	154	159	180	194	204	205	213	257	281	297	332	347	369	387	415
	34"	154	159	180	194	204	205	213	257	281	297	332	347	369	387	415	431
	36"	159	180	194	204	205	213	257	281	297	332	347	369	387	415	431	456
	38"	180	194	204	205	213	257	281	297	332	347	369	387	415	431	456	476
	40"	194	204	205	213	257	281	297	332	347	369	387	415	431	456	476	498
	42"	204	205	213	257	281	297	332	347	369	387	415	431	456	476	498	506
	44"	205	213	257	281	297	332	347	369	387	415	431	456	476	498	506	527
	46"	213	257	281	297	332	347	369	387	415	431	456	476	498	506	527	523
	48"	257	281	297	332	347	369	387	415	431	456	476	498	506	527	523	579
	50"	281	297	332	347	369	387	415	431	456	476	498	506	527	523	579	590
52"	297	332	347	369	387	415	431	456	476	498	506	527	523	579	590	599	
54"	332	347	369	387	415	431	456	476	498	506	527	523	579	590	599	607	
56"	347	369	387	415	431	456	476	498	506	527	523	579	590	599	607	619	
58"	369	387	415	431	456	476	498	506	527	523	579	590	599	607	619	627	
60"	387	415	431	456	476	498	506	527	523	473	590	599	607	619	627	646	
62"	415	431	456	476	498	506	527	523	579	590	599	607	619	627	646	672	
64"	431	456	476	498	506	527	541	579	590	486	607	619	627	646	672	720	
66"	456	476	498	506	527	523	556	590	599	579	619	627	646	672	710	747	
68"	476	498	506	527	523	579	590	599	607	619	627	646	672	720	747	785	
70"	498	506	527	523	579	590	599	607	619	627	646	672	710	747	785	897	
72"	506	527	523	579	590	599	607	619	627	646	672	720	747	785	897	933	

Incremental Sizes: Use next largest size shown on chart **Larger Sizes:** Contact Customer Service
Standard finish is mineral bronze baked-on powder coat



800

800- Min 6" x 4", Max 48" x 80"
Multiple sections can be combined for larger sizes.

Heavy Gauge -16ga. CRS: List x 1.5. "-16GA"
(S) Stainless Steel: #4 Finish: List x 4 (n/a round louvers)
(J) Galvanneal Sheet for Exterior Applications: List x 1.2
(E) Zinc Plating: List x 1.2
Torx Screws: See page 2

Order Format:

Model	Mounting	Optional	Width	Height	Color	Optional Ga
800	A1, Core C, A	Finish S, J, E				16GA

Examples: 800C 1818B 800AJ 2424W 800Core 3660G-16GA

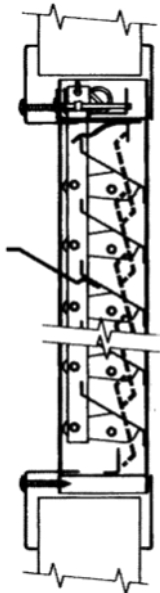
WAREHOUSE STOCK -
[see online list for sizes & locations](#)

Screens List Price: (\$20.00 minimum order ea)

800 Series - Framed Standard		
Material	Unframed	Framed
Fiberglass-Insect	10.00/sq. ft.	12.50/sq. ft.
Aluminum-Insect	12.50/sq. ft.	15.00/sq. ft.
Bronze-Insect	17.50/sq. ft.	20.00/sq. ft.
Stainless-Insect	18.75/sq. ft.	21.25/sq. ft.
Galvanized-Bird	12.50/sq. ft.	15.00/sq. ft.

**Louvers: 1900A
Fire-Rated Louvers**

Air Louvers List Prices 9/1/2020



1900A

		Width of Rough Opening							
		10"	12"	14"	16"	18"	20"	22"	24"
Height of Rough Opening	6"	239	239	250	257	260	280	283	290
	8"	239	250	257	260	280	283	290	301
	10"	250	257	260	280	283	290	301	312
	12"	257	221	280	283	245	301	312	280
	14"	260	280	283	290	301	312	322	333
	16"	280	283	290	301	312	322	333	355
	18"	283	290	301	312	272	333	355	313
	20"	290	301	312	322	333	355	369	374
	22"	301	312	322	333	355	369	374	386
	24"	312	322	333	355	369	374	386	317
Incremental Sizes: Use next largest size shown on chart									
Standard Finish is Mineral bronze baked-on powder coat. Some stock items also available in gray									

WAREHOUSE STOCK - see online list for sizes & locations

Size: Minimum Size 10" x 6", Maximum Size 24" x 24"

(E) Zinc Plating: List x 1.2

Torx Screws: See page 2

**1900ASG: LIST X 2
Fire-Rated Louver
with Security Grille -**



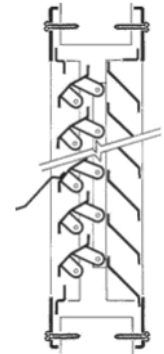
Screens List Price: (\$20.00 minimum order ea)
Screen is Framed and Will be Mounted to the Non-Operable Side of the Louver

Fiberglass-Insect	12.50/sq. ft.
Aluminum-Insect	15.00/sq. ft.
Bronze-Insect	20.00/sq. ft.
Stainless-Insect	21.25/sq. ft.
Galvanized-Bird	15.00/sq. ft.

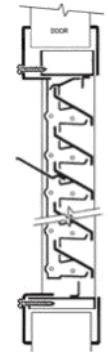
Order Format:

Model	Optional	Width	Height	Color	Examples: 1900A 1818B 1900ASG 2424G
1900, 1900ASG	Finish				
	E				

Height of Rough Opening	Width of Rough Opening									
	6"	8"	10"	12"	14"	16"	18"	20"	22"	24"
4"	-	-	227	227	227	238	244	247	266	269
6"	-	227	227	227	238	244	247	266	269	276
8"	227	227	227	238	244	247	266	269	276	286
10"	227	227	238	244	247	266	269	276	286	297
12"	227	238	244	241	266	269	267	286	297	306
14"	238	244	247	266	269	276	286	297	306	317
16"	244	247	266	269	276	286	297	306	317	338
18"	247	266	269	276	286	297	299	317	338	343
20"	266	269	276	286	297	306	317	338	351	356
22"	269	276	286	297	306	317	338	351	356	367
24"	276	286	297	306	317	338	351	356	367	346
26"	286	297	306	317	338	351	356	367	369	380
28"	297	306	317	338	351	356	367	369	380	388
30"	306	317	338	351	356	367	369	380	388	399
32"	317	338	351	356	367	369	380	388	399	416
34"	338	351	356	367	369	380	388	399	416	448
36"	351	356	367	369	380	388	399	416	448	466
Incremental Sizes: Use next largest size shown on chart										
Standard finish is mineral bronze baked-on powder coat.										



1200A



1100

<p>1100 SERIES: Minimum Size 8 x 6, Maximum 24 x 36.</p>
<p>1200 SERIES: Minimum Size 12 x 12, Maximum 24 x 36.</p>

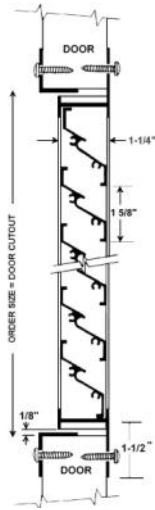
(S) Stainless Steel: #4 Finish: List x 4
 (E) Zinc Plating: List x 1.2
 Torx Screws: See page 2

Screens List Price: (\$20.00 minimum order ea)		
1100 - Framed Standard, Mounted to Non-operable Side		
1200A - Unframed Standard, Mounted Between Frames		
Material	Unframed	Framed
Fiberglass-Insect	10.00/sq. ft.	12.50/sq. ft.
Aluminum-Insect	12.50/sq. ft.	15.00/sq. ft.
Bronze-Insect	17.50/sq. ft.	20.00/sq. ft.
Stainless-Insect	18.75/sq. ft.	21.25/sq. ft.
Galvanized-Bird	12.50/sq. ft.	15.00/sq. ft.

Order Format:					
Model	Mounting	Optional	Width	Height	Color
1100	A, Core	Finish			
1200	C	S, E			
Examples: 1100C 1818B 1200A J2424W 1100Core 3660G					

Louvers: 1400A, 1400C, 1400CORE
Storm-Proof Aluminum Louver

Air Louvers List Prices 9/1/2020



1400A

		Width of Rough Opening															
		6"	8"	10"	12"	14"	16"	18"	20"	22"	24"	26"	28"	30"	32"	34"	36"
Rough Opening Height	4"	--	--	276	276	279	285	294	301	319	328	331	348	349	372	377	408
	6"	--	--	276	279	285	294	301	319	328	331	348	349	372	377	408	419
	8"	--	276	279	285	294	301	319	328	331	348	349	372	377	408	419	428
	10"	276	279	285	294	301	319	328	331	348	349	372	377	408	419	428	440
	12"	279	285	294	301	319	328	331	348	349	372	377	408	419	428	440	444
	14"	306	317	325	343	356	359	377	378	399	406	439	451	460	474	478	489
	16"	317	325	343	356	359	377	378	399	406	439	451	460	474	478	489	507
	18"	325	343	356	359	377	378	399	406	439	451	460	474	478	489	507	517
	20"	366	381	385	404	406	428	434	471	484	494	509	514	524	544	552	590
	22"	381	385	404	406	428	434	471	484	494	509	514	524	544	552	590	621
	24"	385	404	406	428	434	471	484	494	509	514	524	544	552	590	621	641
	26"	404	406	428	434	471	484	494	509	514	524	544	552	590	621	641	685
	28"	406	428	434	471	484	494	509	514	524	544	552	590	621	641	685	716
	30"	428	434	471	484	494	509	514	524	544	552	590	621	641	685	716	750
	32"	434	471	484	494	509	514	524	544	552	590	621	641	685	716	750	787
	34"	471	484	494	509	514	524	544	552	590	621	641	685	716	750	787	825
	36"	484	494	509	514	524	544	552	590	621	641	685	716	750	787	825	872
	38"	494	509	514	524	544	552	590	621	641	685	716	750	787	825	872	903
	40"	509	514	524	544	552	590	621	641	685	716	750	787	825	872	903	936
	42"	514	524	544	552	590	621	641	685	716	750	787	825	872	903	936	973
	44"	524	544	552	590	621	641	685	716	750	787	825	872	903	936	973	996
	46"	544	552	590	621	641	685	716	750	787	825	872	903	936	973	996	1024
	48"	552	590	621	641	685	716	750	787	825	872	903	936	973	996	1024	1042
	50"	590	621	641	685	716	750	787	825	872	903	936	973	996	1024	1042	1060
52"	621	641	685	716	750	787	825	872	903	936	973	996	1024	1042	1060	1075	
54"	641	685	716	750	787	825	872	903	936	973	996	1024	1042	1060	1075	1107	
56"	685	716	750	787	825	872	903	936	973	996	1024	1042	1060	1075	1107	1127	
58"	716	750	787	825	872	903	936	973	996	1024	1042	1060	1075	1107	1127	1147	
60"	750	787	825	872	903	936	973	996	1024	1042	1060	1075	1107	1127	1147	1173	
62"	787	825	872	903	936	973	996	1024	1042	1060	1075	1107	1127	1147	1173	1339	
64"	825	872	903	936	973	996	1024	1042	1060	1075	1107	1127	1147	1173	1339	1525	
66"	872	903	936	973	996	1024	1042	1060	1075	1107	1127	1147	1173	1339	1525	1692	
68"	903	936	973	996	1024	1042	1060	1075	1107	1127	1147	1173	1339	1525	1692	1864	
70"	936	973	996	1024	1042	1060	1075	1107	1127	1147	1173	1339	1525	1692	1864	2048	
72"	973	996	1024	1042	1060	1075	1107	1127	1147	1173	1339	1525	1692	1864	2048	2211	
Incremental Sizes: Use next largest size shown on chart Larger Sizes: Contact Customer Service																	
Standard finish is mill aluminum																	

SIZES: Minimum 8" x 8", Maximum 48" x 90"

Torx Screws: See page 2

Order Format:

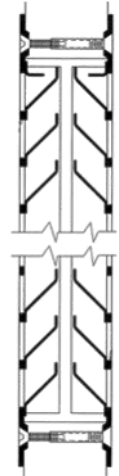
Model	Mounting	Width	Height	Color
1400	A, C, Core			

Examples: 1100C 1818B 1200AJ 2424W 1400Core 3660G

Screens List Price: (\$20.00 minimum order ea)

1400 Series - Framed Standard	
Fiberglass-Insect	12.50/sq. ft.
Aluminum-Insect	15.00/sq. ft.
Bronze-Insect	20.00/sq. ft.
Stainless-Insect	21.25/sq. ft.
Galvanized-Bird	15.00/sq. ft.

		Width of Rough Opening															
		6"	8"	10"	12"	14"	16"	18"	20"	22"	24"	26"	28"	30"	32"	34"	36"
Height of Rough Opening	4"		151	156	166	178	185	204	208	215	225	237	256	274	279	308	330
	6"	151	156	166	178	185	204	208	215	225	237	256	274	279	308	330	346
	8"	156	166	178	185	204	208	215	225	237	256	274	279	308	330	346	369
	10"	166	178	185	204	208	215	225	237	256	274	279	308	330	346	369	398
	12"	178	185	204	208	215	225	237	256	274	279	308	330	346	369	398	437
	14"	185	204	208	215	225	237	256	274	279	308	330	346	369	398	437	461
	16"	204	208	215	225	237	256	274	279	308	330	346	369	398	437	461	477
	18"	208	215	225	237	256	274	279	308	330	346	369	398	437	461	477	489
	20"	215	225	237	256	274	279	308	330	346	369	398	437	461	477	489	531
	22"	225	237	256	274	279	308	330	346	369	398	437	461	477	489	531	574
	24"	237	256	274	279	308	330	346	369	398	437	461	477	489	531	574	614
	26"	256	274	279	308	330	346	369	398	437	461	477	489	531	574	614	666
	28"	274	279	308	330	346	369	398	437	461	477	489	531	574	614	666	696
	30"	279	308	330	346	369	398	437	461	477	489	531	574	614	666	696	739
	32"	308	330	346	369	398	437	461	477	489	531	574	614	666	696	739	784
	34"	330	346	369	398	437	461	477	489	531	574	614	666	696	739	784	821
	36"	346	369	398	437	461	477	489	531	574	614	666	696	739	784	821	872
	38"	369	398	437	461	477	489	531	574	614	666	696	739	784	821	872	903
	40"	398	437	461	477	489	531	574	614	666	696	739	784	821	872	903	951
	42"	437	461	477	489	531	574	614	666	696	739	784	821	872	903	951	964
	44"	461	477	489	531	574	614	666	696	739	784	821	872	903	951	964	1009
	46"	477	489	531	574	614	666	696	739	784	821	872	903	951	964	1009	1027
	48"	489	531	574	614	666	696	739	784	821	872	903	951	964	1009	1027	1057
	50"	531	574	614	666	696	739	784	821	872	903	951	964	1009	1027	1057	1155
52"	574	614	666	696	739	784	821	872	903	951	964	1009	1027	1057	1095	1155	
54"	614	666	696	739	784	821	872	903	951	964	1009	1027	1057	1095	1155	1298	
56"	666	696	739	784	821	872	903	951	964	1009	1027	1057	1095	1155	1298	1368	
58"	696	739	784	821	872	903	951	964	1009	1027	1057	1095	1155	1298	1368	1440	
60"	739	784	821	872	903	951	964	1009	1027	1057	1095	1155	1298	1368	1440	1510	
62"	784	821	872	903	951	964	1009	1027	1057	1095	1155	1298	1368	1440	1510	1582	
64"	821	872	903	951	964	1009	1027	1057	1095	1155	1298	1368	1440	1510	1582	1653	
66"	872	903	951	964	1009	1027	1057	1095	1155	1298	1368	1440	1510	1582	1653	1724	
68"	903	951	964	1009	1027	1057	1095	1155	1298	1368	1440	1510	1582	1653	1724	1794	
70"	951	964	1009	1027	1057	1095	1155	1298	1368	1440	1510	1582	1653	1724	1794	1868	
72"	964	1009	1027	1066	1101	1155	1298	1368	1440	1510	1582	1653	1724	1794	1868	1937	
		Incremental Sizes: Use next largest size shown on chart Larger Sizes: Contact Customer Service															
		Standard finish is mineral bronze baked-on powder coat.															
		**Note: Maximum size for 1500AHR is 24" x 64" Shown in Boxed Shaded Area Above															



1500A

Fire-Rated and Hurricane-Rated Vision Lite PAK Available- See Model VLFIGHRCF

1500A: Min size 6" x 6", Max 36" x 80".
Multiple sections can be combined for larger sizes.

OPTIONS AT ADDITIONAL COST:
(E) Zinc Plating: List x 1.2 (1500A only)
16 Gauge Frame and Blades, 12 Gauge Grille—Call for Pricing (1500A only)

Order Format:

Model	Optional	Width	Height	Color	Examples: 1500A 1818B
1500	Finish				1500AHR 2424BK
1500AHR	E				

WAREHOUSE STOCK - see online list for sizes & locations

1500AHR Hurricane-Rated: LIST X 1.2
Zinc-plated CRS with Bronze Powder Coat Paint.
Minimum Size: 6" x 6", Maximum Size 24" x 64"
Florida Building Code Approval #FL13341



Screens List Price: (\$20.00 minimum order ea)

1500 Series - Unframed Standard	
Fiberglass-Insect	10.00/sq. ft.
Aluminum-Insect	12.50/sq. ft.
Bronze-Insect	17.50/sq. ft.
Stainless-Insect	18.75/sq. ft.
Galvanized-Bird	12.50/sq. ft.

Door Edges and Astragals										
HEIGHT	Price Per Pair of Edges				Price Each - Single Edge					
	3 Sided No Astragal		3 Sided with Astragal		3 Sided No Astragal	3 Sided No Astragal	3 Sided with Astragal		2 Sided No Astragal *	2 Sided Hinge Edge
	DL9 (previous: ME 90) DL8 (previous: ME) DL7 (previous: (MEDE)		DL9A (previous MEA90) DL8A (previous MEA) DL7A (previous MEADE)		DL4 DL5 Mortise: DLM5 DLM4	DL4 (previous DES-5C) DL5 (previous DES-3C) Mortise: DLM5 (previous DE-3C) DLM4 (previous DE-5C)	DL5A (previous MEA905) DL3A (previous MEA5) DL2A (previous MEADE5) DA (Flat Bar) BA		DLT5 (previous DES-1A) DLT4 (previous DES-2A) Mortise: DLMT5 (previous DE-1A) DLMT4 (previous DE-2A)	DHT4 DHT5 (previous models HGSS)
	CRS	Stainless	CRS	Stainless	CRS	Stainless	CRS	Stainless	Stainless	Stainless 18g
Up to 48"	--	--	--	--	--	92	--	--	78	86
48-80"	104	413	125	498	64	207	80	291	129	143
80-84"	109	436	128	511	69	218	86	294	156	171
84- 96"	121	484	138	551	76	242	95	309	183	200
96-108"	133	529	151	604	78	265	97	340	197	217
Price Per Cutout:	22	22	22	22	22	22	22	22	22	22
Fire-Rated Marking:	14	14	14	14	14	14	14	14	25	--

(G) Galvanneal Sheet for Maximum Corrosion Resistance: List x 1.2

(H1) 18 Gauge Heavy-duty Stainless: List x 1.1

Leadlined for x-ray protection - Contact Customer Service

Fire-Rated Intertek Warnock Hersey Marking at Additional Cost By Request Only: Items with * will have fire-rated UL mark.

Please Complete Order Sheet from Catalog or Website

Door Edges in Architectural Finishes- Priced Per Single Edge								
Model	Previous Model	Height	US3 Brass Polished (B2)*	US4 Brass Satin (B)*	US10 Bronze Satin (Z)*	US10B Bronze Oil-Rubbed (Z2)*	Stainless Steel US32D # 4 (S) *	Stainless Steel US32DMS Antimicrobial (S3)*
Mortised Door Edges								
DLMT5 DLMT4	DE-1A DE-2A	1-42"	139	139	150	150	See Above Chart for These Models	100
		43-66"	215	215	234	234		147
		67-96"	316	316	337	337		207
DLM5 DLM4	DE-3C DE-5C	1-42"	159	159	169	169		116
		43-66"	234	234	255	255		173
		67-96"	346	346	367	367		237
Non-Mortise Door Edges								
DLT5 DLT4	DES-1A DES-2A	1-42"	139	139	150	150	See Above Chart for These Models	100
		43-66"	215	215	234	234		147
		67-96"	316	316	337	337		207
DL5 DL4	DES-3C DES-5C	1-42"	159	159	169	169		116
		43-66"	234	234	255	255		173
		67-96"	346	346	367	367		237
Mortise - Overlapping								
DLJT5 DLJT4	DE-1AJ DE-2AJ	1-42"	159	159	169	169	100	116
DLJ5 DLJ4	DE-3CJ DE-5CJ	1-42"	178	178	189	189	120	137

Price per cutout: \$ 19.00 list

*Fire-Rated UL Marking By Request Only: \$22.00 list



**AIR LOUVERS MANUFACTURES
OUR PRODUCTS IN 2 LOCATIONS:**

**Commerce California &
Bloomington Minnesota**

**IN ADDITION, WE HAVE MULTIPLE
WAREHOUSES THAT STOCK OUR
MOST POPULAR PRODUCTS:**

**Renton Washington
Doraville Georgia
Lancaster Pennsylvania
Bensenville Illinois
Fort Myers Florida
Grand Prairie Texas
Fargo North Dakota
Omaha Nebraska
Salt Lake City Utah**



[View the Most Updated Stock List Online](#)

COLORS: We offer 10 standard colors at no additional charge. These examples are for reference only. The colors depicted will be similar to the finished product but should not be used for color matching. Physical color samples are available by contacting customer service at 800-554-6077. Most stocked warehouse items are either Bronze or Gray .



Bronze | B



AMS Beige | AB



SC Beige | SB



Sand | S



Brass | BA



Black | BK



Flat Black | FB



Gray | G



Silver | SI



White | W